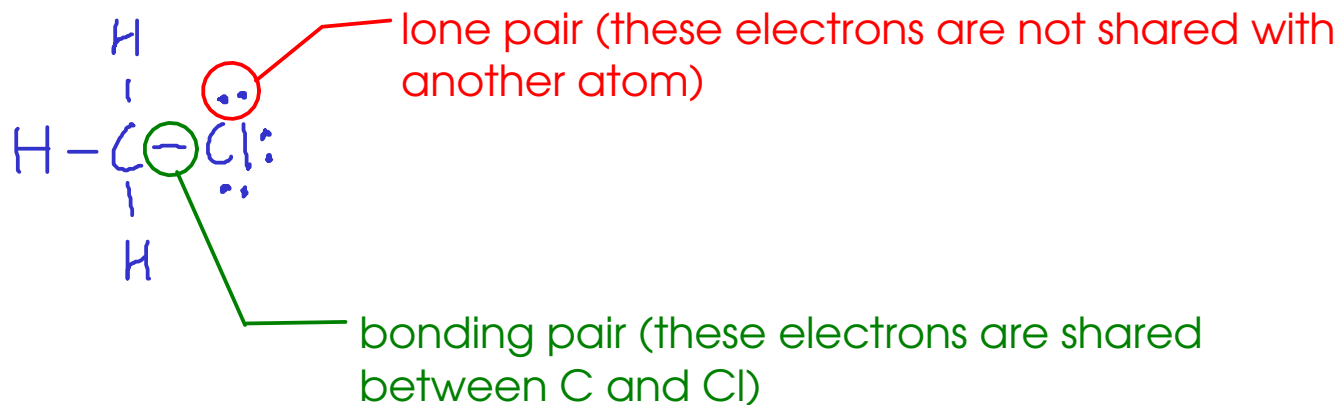


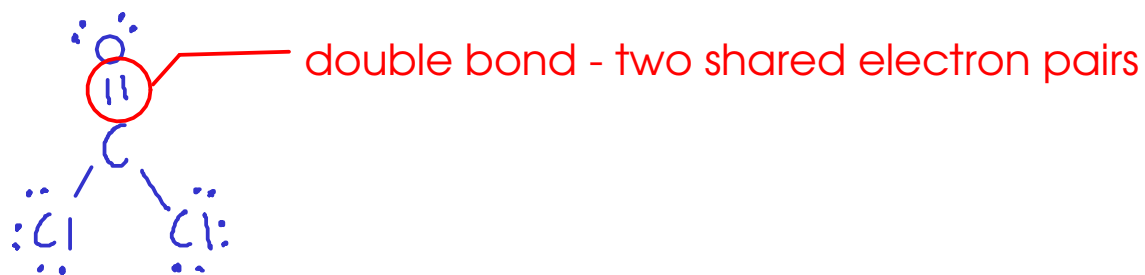
Lewis dot structures for molecules

In the dot structure of a molecule,

- SHARED valence electrons are shown with dashes - one per pair.
- UNSHARED valence electrons ("lone pairs") are represented by dots.

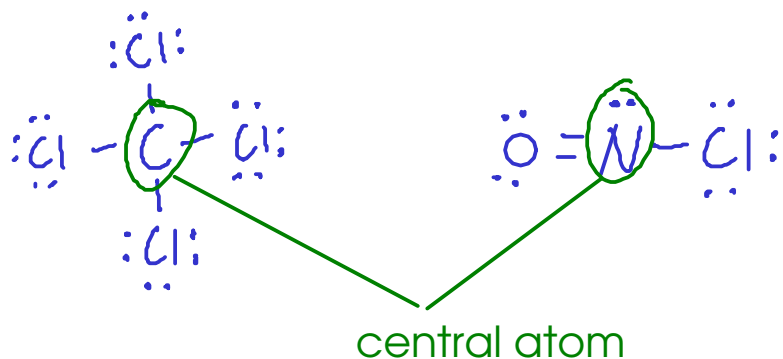


Multiple pairs of shared electrons are represented by multiple dashes:



Atoms generally don't share more than three pairs of electrons with a second atom, though they can share more pairs by sharing with several different atoms.

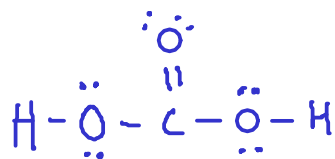
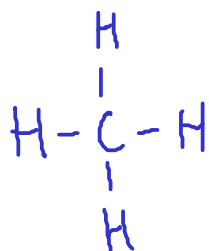
Small molecules generally form around a CENTRAL ATOM.



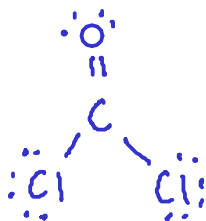
Other atoms in the molecule bond to the central atom.

The central atom is usually the atom in the structure which needs to gain the most electrons for its outer shell.

The "octet rule" is a useful guide to figuring out how many electrons an atom will share in a molecule.



Count the electrons for each atom. Remember, each dash represents a pair!



Atoms usually end up with a share in EIGHT VALENCE ELECTRONS in a Lewis structure. This includes bonding pairs and lone pairs.

Hydrogen is different, since its outer shell can hold a maximum of two electrons.

To draw the structure for a simple molecule, first count the total number of valence electrons for all the atoms in the molecule. To quickly determine the number of valence electrons in each atom, use the periodic table!

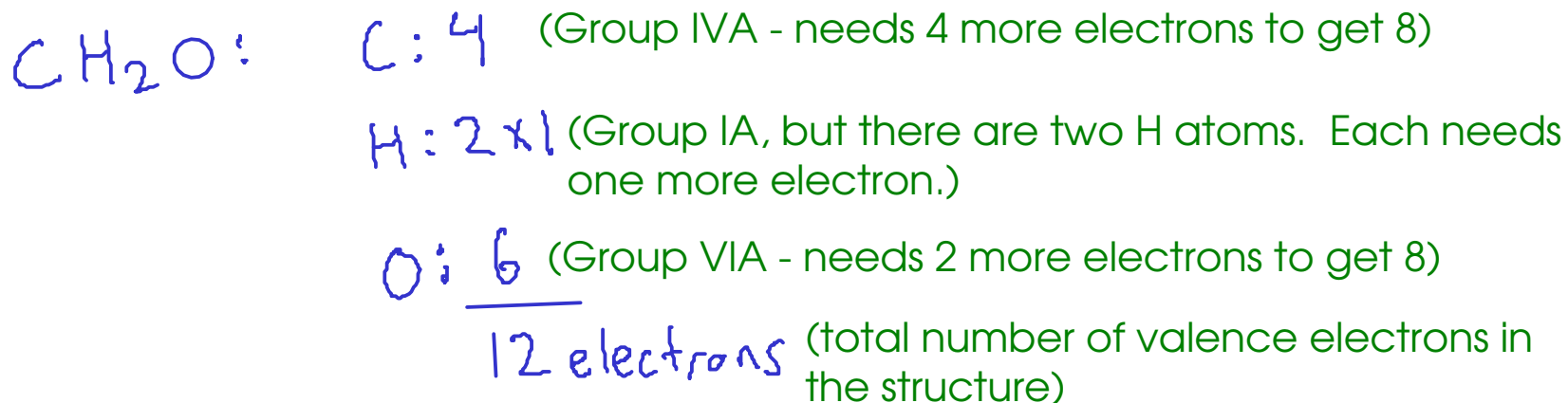
For "A" groups (the "main group" elements), the number of valence electrons typically equals the "A" group number.

	IA																			VIIIA
1	H	IIA										III A	IV A	V A	VIA	VII A				He
2	Li	Be										B	C	N	O	F				Ne
3	Na	Mg	IIIB	IVB	VB	VIB	VII B	VIII B	IB	IIB		Al	Si	P	S	Cl				Ar
4	K	Ca	Sc	Ti	V	Cr	Mn	Fe	Co	Ni	Cu	Zn	Ga	Ge	As	Se	Br			Kr
5	Rb	Sr	Y	Zr	Nb	Mo	Tc	Ru	Rh	Pd	Ag	Cd	In	Sn	Sb	Te	I			Xe
6	Cs	Ba	La*	Hf	Ta	W	Re	Os	Ir	Pt	Au	Hg	Tl	Pb	Bi	Po	At			Rn
7	Fr	Ra	Ac*	Rf	Db	Sg	Bh	Hs	Mt											

2 valence electrons
 1 valence electron
 3 valence electrons
 4 valence electrons
 5 valence electrons
 6 valence electrons
 7 valence electrons
 8 valence electrons (except helium!)

To choose a central atom, pick the element that needs to gain the most electrons.

HYDROGEN can have a maximum of two electrons, so it's never going to be central.

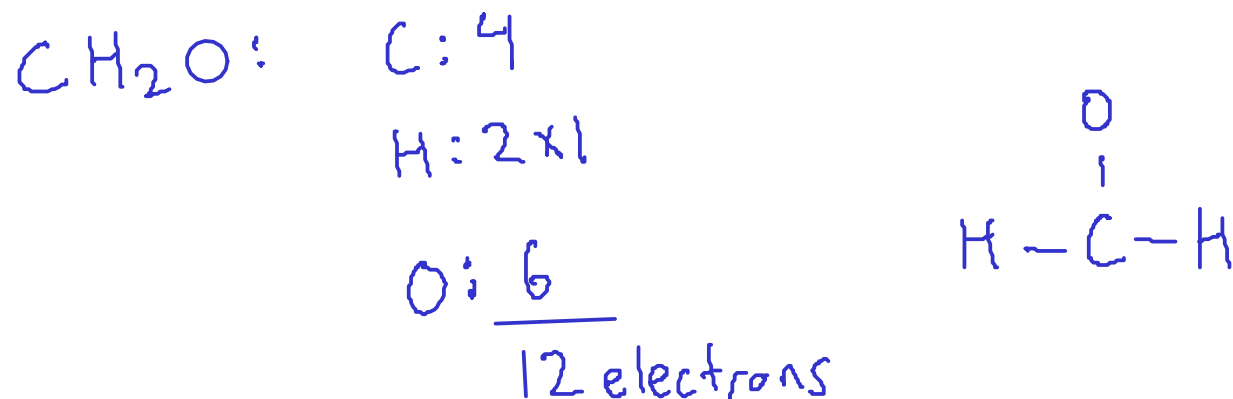


Carbon is the central atom, since it needs to gain more electrons than either hydrogen or oxygen.

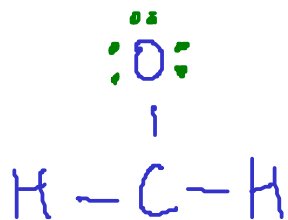
To draw the molecule, first draw a SKELETAL STRUCTURE, attaching all the other atoms to the central atom with single bonds.



Modify the skeletal structure so that it shows all the valence electrons. Distribute electrons around the structure until you have used all the available valence electrons.



Start with the outer atoms, and if you "fill" them before running out of electrons, move to the central atom.



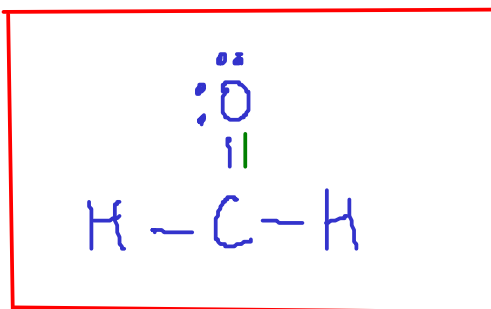
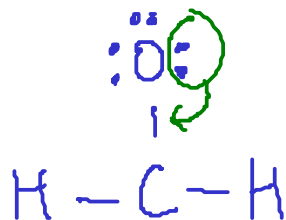
In this example, we could only put electrons on the oxygen atom, since the outer hydrogen atoms were "full" with two electrons.

We stop when oxygen is full, because we only have 12 valence electrons to work with.

Count, but remember that each single bond we drew for the skeletal structure represents two electrons.

Each atom in the structure should have EIGHT valence electrons, if it obeys the octet rule. Hydrogen should have TWO valence electrons.

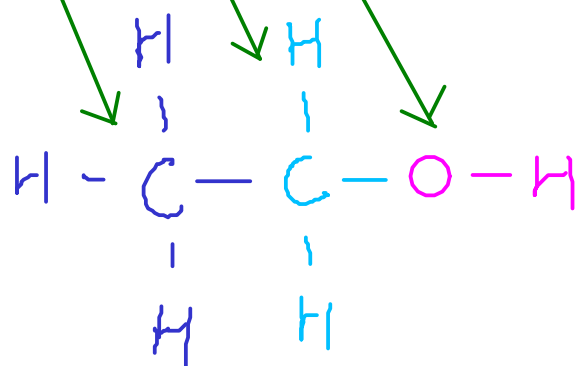
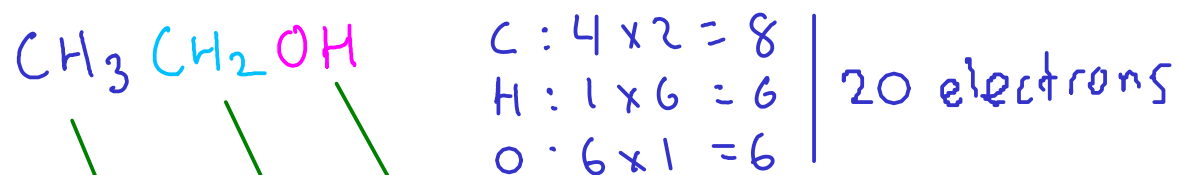
If an atom does not have enough electrons, we can give it a double or triple bond by "relocating" electrons from a lone pair.



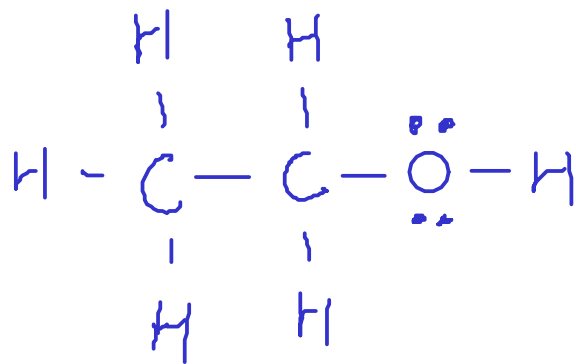
Count. Now both oxygen and carbon have eight valence electrons.

Always check the final structure to make sure it still has the correct total count of valence electrons.

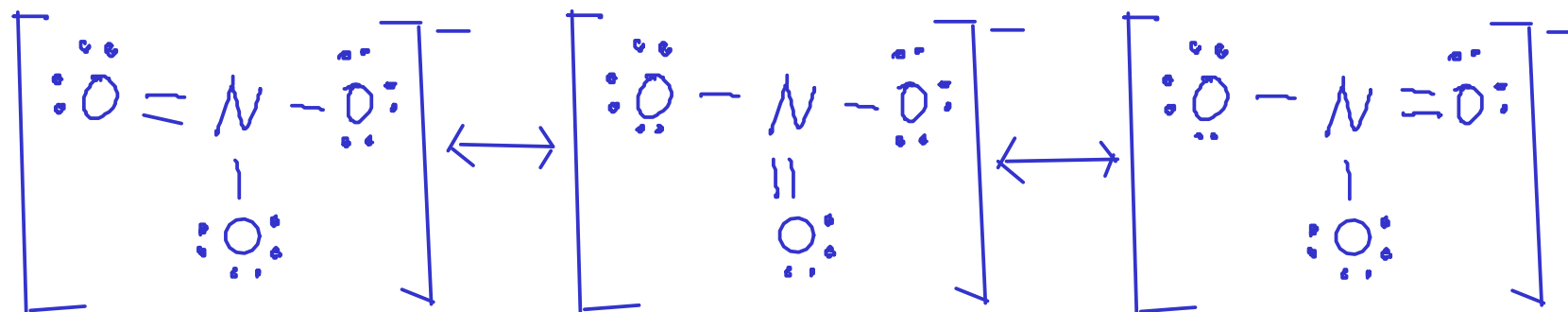
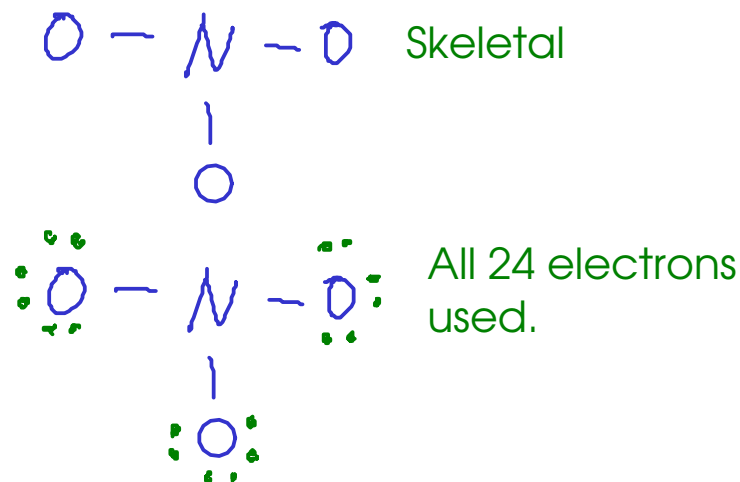
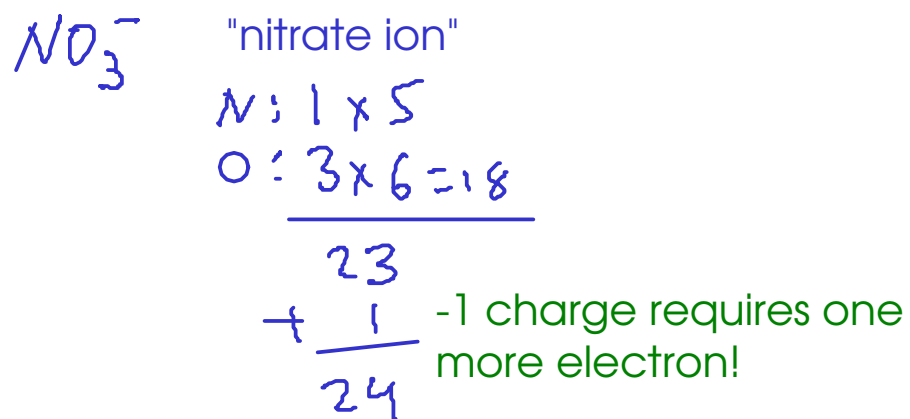
Larger molecules are often made of chains of smaller ones. Sometimes, the chemical formula will hint to this.



this skeletal structure has three central atoms. Each piece of the molecule has own central atom, and is chained to the next one to form the overall molecule.



Some molecules have DELOCALIZED BONDING, where the same electrons are shared between more than two atoms. Lewis structures have a problem showing this type of bonding.



Add a double bond to get enough electrons for N.

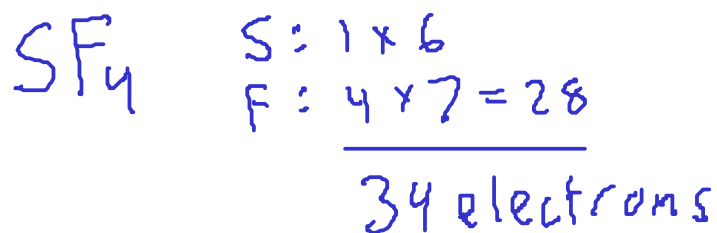
... but all the oxygen atoms should bond the same way!

So we draw three structures .. called "resonance structures"

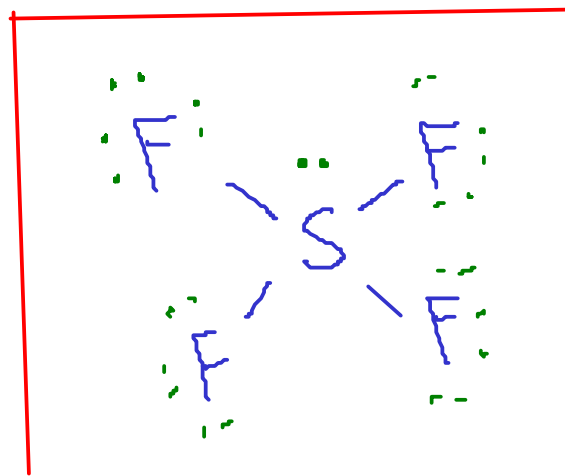
There's not really a double bond in the structure that bounces around. The real molecule has some electrons that are shared between all of these atoms - and this is just how we show delocalized bonds with Lewis structures.

Not all atoms obey the octet rule all the time. Some atoms have EXPANDED VALENCE, which means they end up with more than eight valence electrons.

Atoms can fit more than eight electrons in their outer shells only if they have "d" subshells in their outer shell. So, to have expanded valence, an atom must be from period 3 or higher. So, sulfur can do expanded valence, but fluorine (period 2) cannot.



Skeletal
structure



To use all 34 electrons, we put the last pair on the central sulfur atom, giving it 10. This is okay for sulfur, as it can accept the extra pair.

¹² Examples:



16 valence e⁻

Pick CARBON as central atom, since it needs to gain more electrons than the other to,

$\text{Br}-\text{C}-\text{N}$ Skeletal structure used 4 electrons out of the 16. Now distribute remaining electrons.

$\text{:}\ddot{\text{Br}}-\text{C}-\ddot{\text{N}}\text{:}$ Stop at total number of valence electrons (16).

$\text{:}\ddot{\text{Br}}-\text{C}=\ddot{\text{N}}\text{:}$ Make a double bond with NITROGEN, since N needed to gain several electrons and is likely to form several bonds!

$\text{:}\ddot{\text{Br}}-\text{C}\equiv\ddot{\text{N}}\text{:}$ A triple bond with N satisfies the C atom (now has a share in eight valence electrons)



$$\text{S}: 1 \times 6 = 6$$


$$\text{F}: 6 \times 7 = 42$$

48 valence electrons



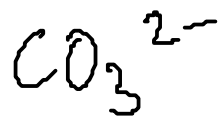
Pick sulfur as central atom (needs more electrons than fluorine), then draw skeleton.

This one violates the octet rule immediately! (But that's okay, since sulfur is capable of expanded valence - it's period 3.)



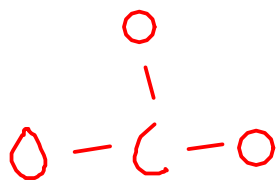
Distribute remaining electrons...

All fluorines have a share in eight (since F is period 2, it can't have more), and sulfur has a share in 12.

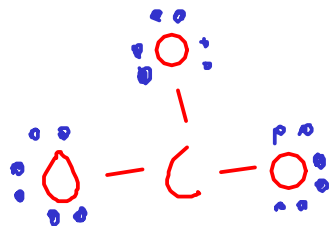


$$\begin{array}{r} \text{C: } 1 \times 4 = 4 \\ \text{O: } 3 \times 6 = 18 \\ \hline 22 \\ + 2 \\ \hline 24 \text{ valence electrons} \end{array}$$

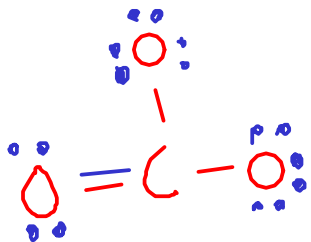
Carbon is the central atom.



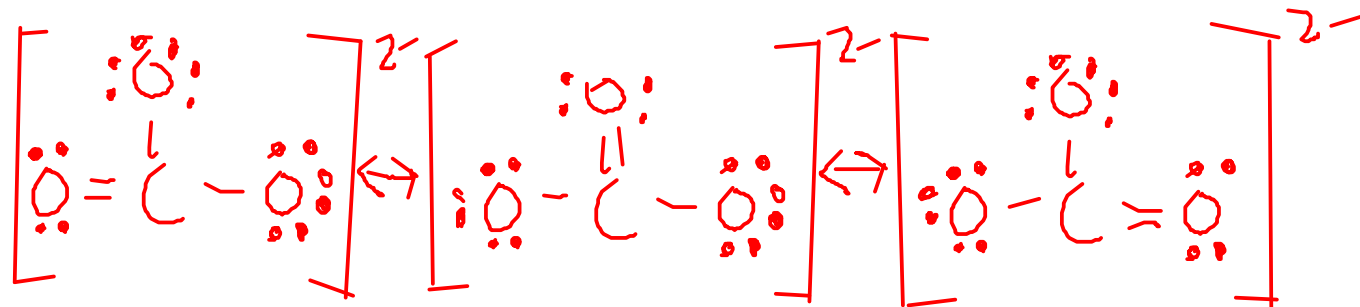
Distribute the remaining electrons to get total of 24...
Check octet rule. C has only six...



Make a double bond by repurposing a lone pair from one of the oxygen atoms...



Since one oxygen bonds differently from the others here, we suspect carbonate ion has a delocalized bond. We'll draw RESONANCE STRUCTURES



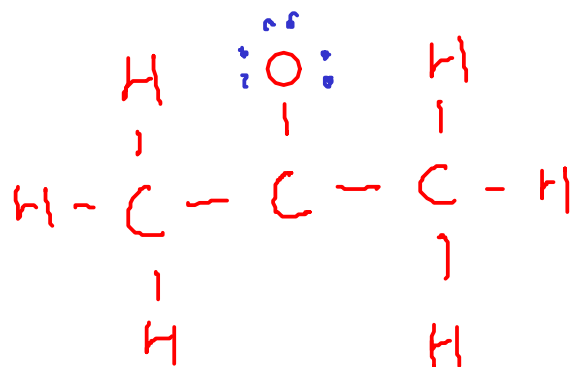
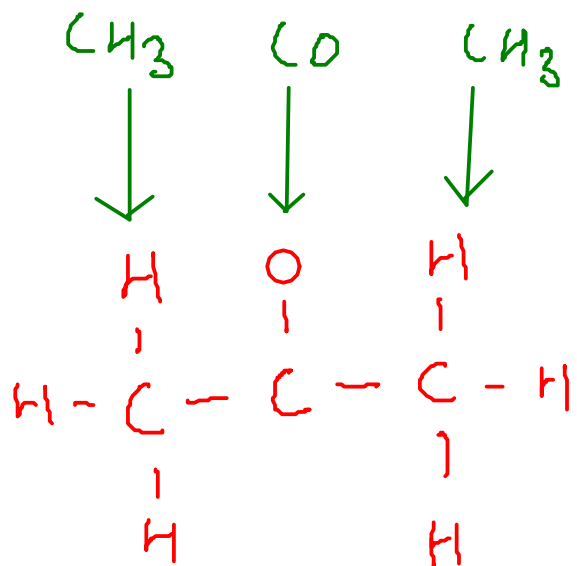


$$\text{C}: 3 \times 4 = 12$$

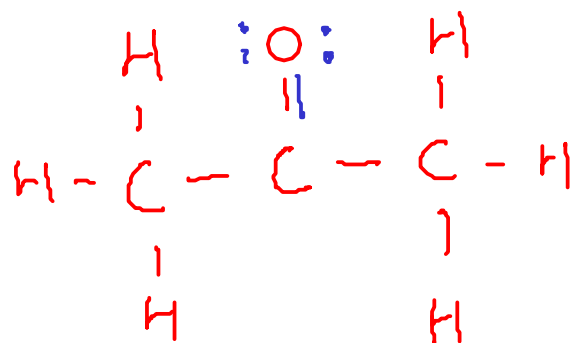
$$\text{H}: 6 \times 1 = 6$$

$$\text{O}: 1 \times 6 = 6$$

$$24 e^-$$



Carbon has only six outer electrons, so ...



Use a double bond to give carbon the remaining 2 electrons it needs!