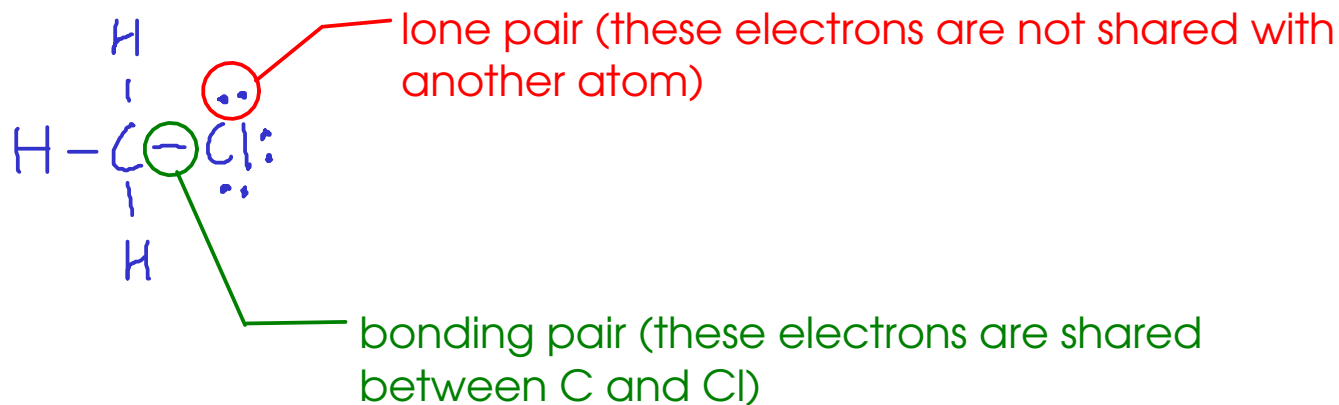


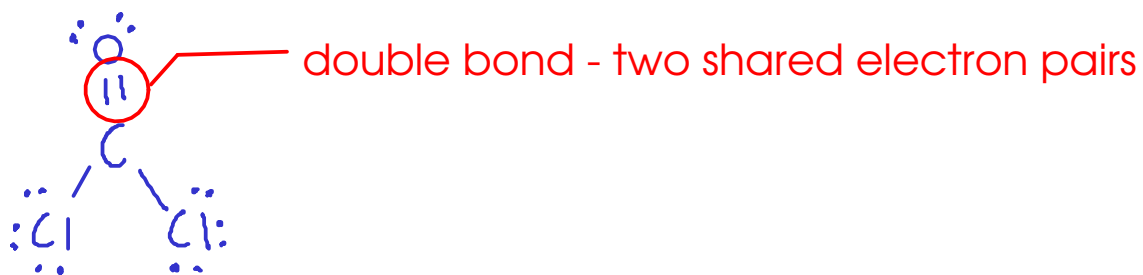
Lewis dot structures for molecules

In the dot structure of a molecule,

- SHARED valence electrons are shown with dashes - one per pair.
- UNSHARED valence electrons ("lone pairs") are represented by dots.

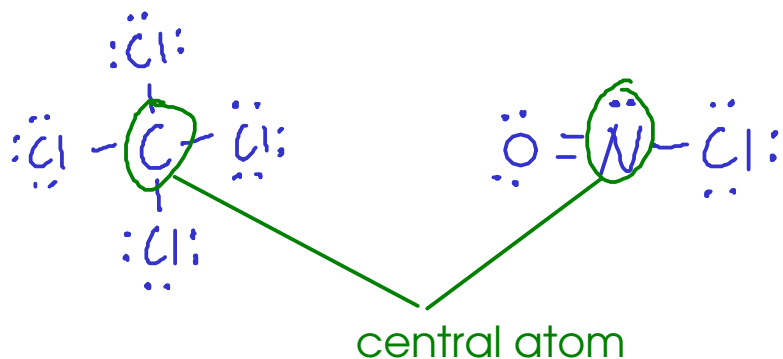


Multiple pairs of shared electrons are represented by multiple dashes:



Atoms generally don't share more than three pairs of electrons with a second atom, though they can share more pairs by sharing with several different atoms.

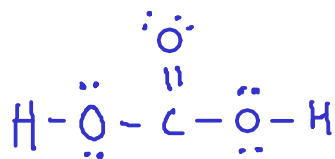
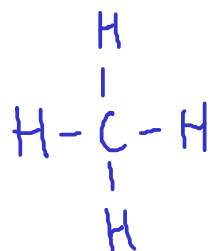
Small molecules generally form around a CENTRAL ATOM.



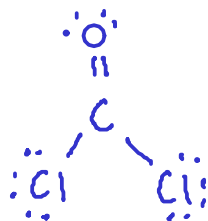
Other atoms in the molecule bond to the central atom.

The central atom is usually the atom in the structure which needs to gain the most electrons for its outer shell.

The "octet rule" is a useful guide to figuring out how many electrons an atom will share in a molecule.



Count the electrons for each atom. Remember, each dash represents a pair!



Atoms usually end up with a share in EIGHT VALENCE ELECTRONS in a Lewis structure. This includes bonding pairs and lone pairs.

Hydrogen is different, since its outer shell can hold a maximum of two electrons.

To draw the structure for a simple molecule, first count the total number of valence electrons for all the atoms in the molecule. To quickly determine the number of valence electrons in each atom, use the periodic table!

	IA																VIII A	
1	H																	He
2	Li	Be											B	C	N	O	F	Ne
3	Na	Mg	III B	IV B	V B	VIB	VII B	VIII B	IB	IIB	Al	Si	P	S	Cl	Ar		
4	K	Ca	Sc	Ti	V	Cr	Mn	Fe	Co	Ni	Cu	Zn	Ga	Ge	As	Se	Br	Kr
5	Rb	Sr	Y	Zr	Nb	Mo	Tc	Ru	Rh	Pd	Ag	Cd	In	Sn	Sb	Te	I	Xe
6	Cs	Ba	La*	Hf	Ta	W	Re	Os	Ir	Pt	Au	Hg	Tl	Pb	Bi	Po	At	Rn
7	Fr	Ra	Ac*	Rf	Db	Sg	Bh	Hs	Mt									

For "A" groups (the "main group" elements), the number of valence electrons typically equals the "A" group number.

2 valence electrons

1 valence electron

3 valence electrons

4 valence electrons

5 valence electrons

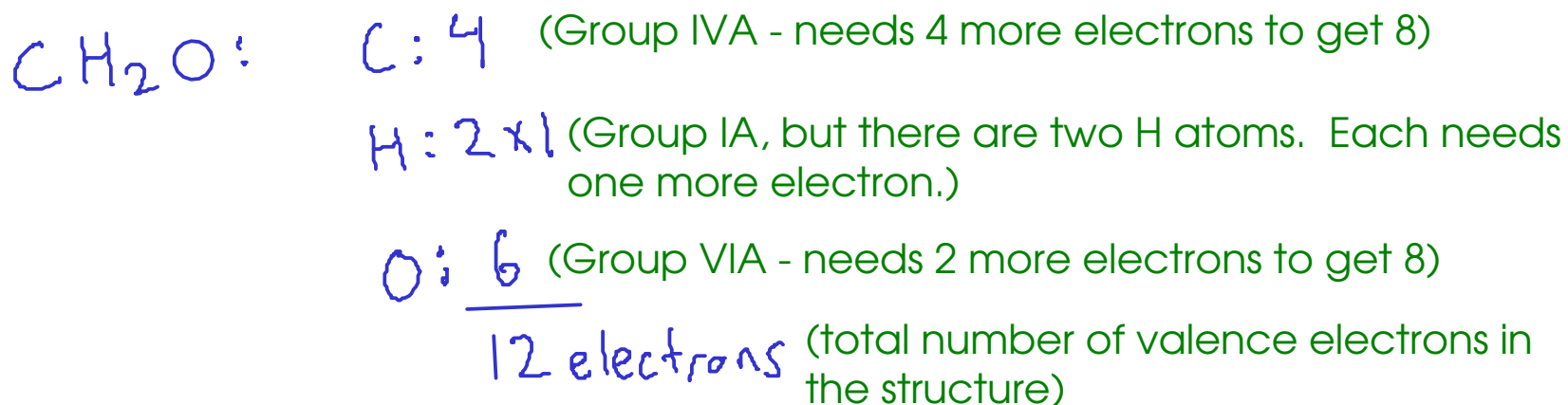
6 valence electrons

7 valence electrons

8 valence electrons (except helium!)

To choose a central atom, pick the element that needs to gain the most electrons.

HYDROGEN can have a maximum of two electrons, so it's never going to be central.

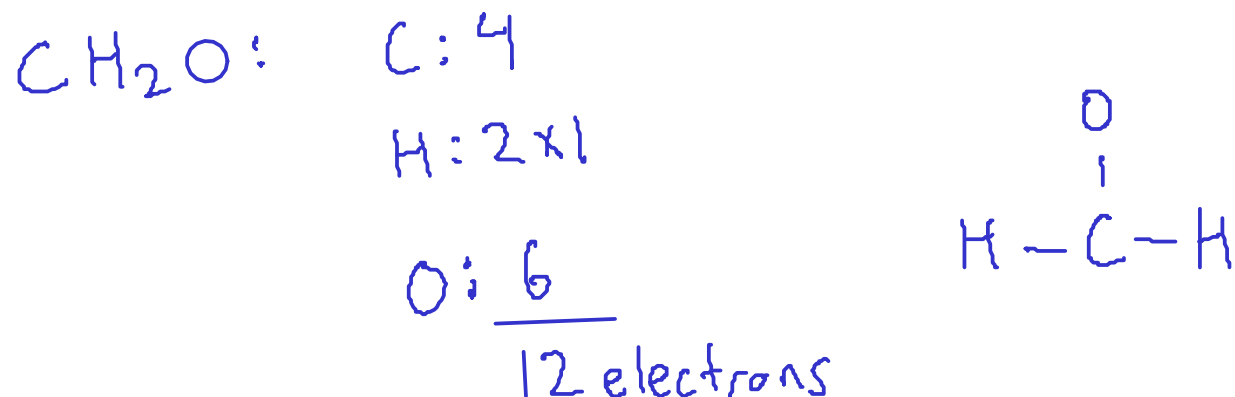


Carbon is the central atom, since it needs to gain more electrons than either hydrogen or oxygen.

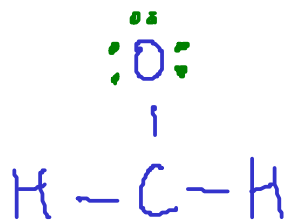
To draw the molecule, first draw a SKELETAL STRUCTURE, attaching all the other atoms to the central atom with single bonds.



Modify the skeletal structure so that it shows all the valence electrons. Distribute electrons around the structure until you have used all the available valence electrons.



Start with the outer atoms, and if you "fill" them before running out of electrons, move to the central atom.



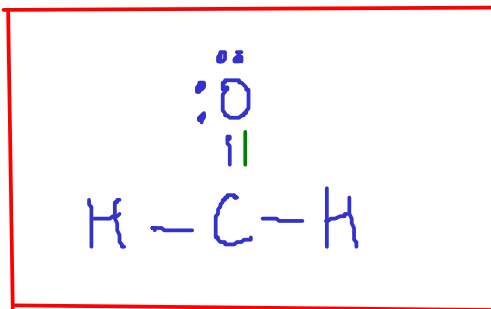
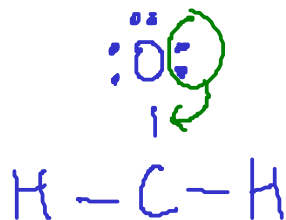
In this example, we could only put electrons on the oxygen atom, since the outer hydrogen atoms were "full" with two electrons.

We stop when oxygen is full, because we only have 12 valence electrons to work with.

Count, but remember that each single bond we drew for the skeletal structure represents two electrons.

Each atom in the structure should have EIGHT valence electrons, if it obeys the octet rule. Hydrogen should have TWO valence electrons.

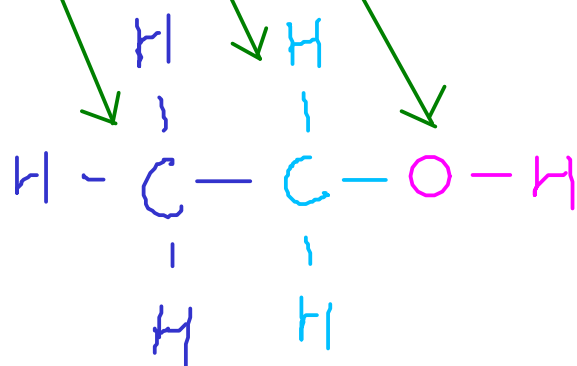
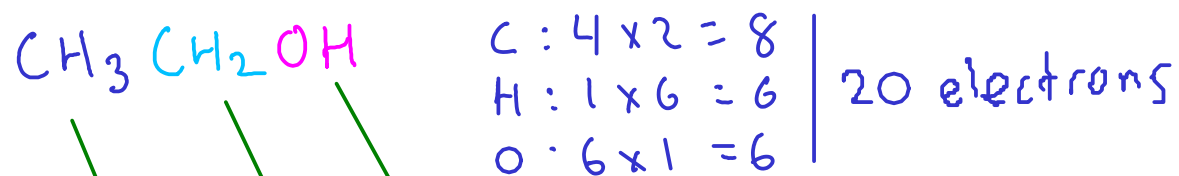
If an atom does not have enough electrons, we can give it a double or triple bond by "relocating" electrons from a lone pair.



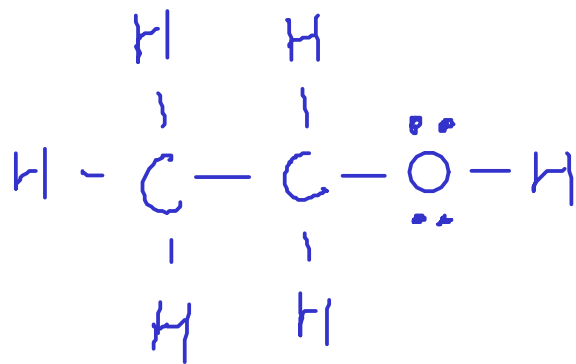
Count. Now both oxygen and carbon have eight valence electrons.

Always check the final structure to make sure it still has the correct total count of valence electrons.

Larger molecules are often made of chains of smaller ones. Sometimes, the chemical formula will hint to this.



this skeletal structure has three central atoms. Each piece of the molecule has own central atom, and is chained to the next one to form the overall molecule.



Some molecules have DELOCALIZED BONDING, where the same electrons are shared between more than two atoms. Lewis structures have a problem showing this type of bonding.



"nitrate ion"

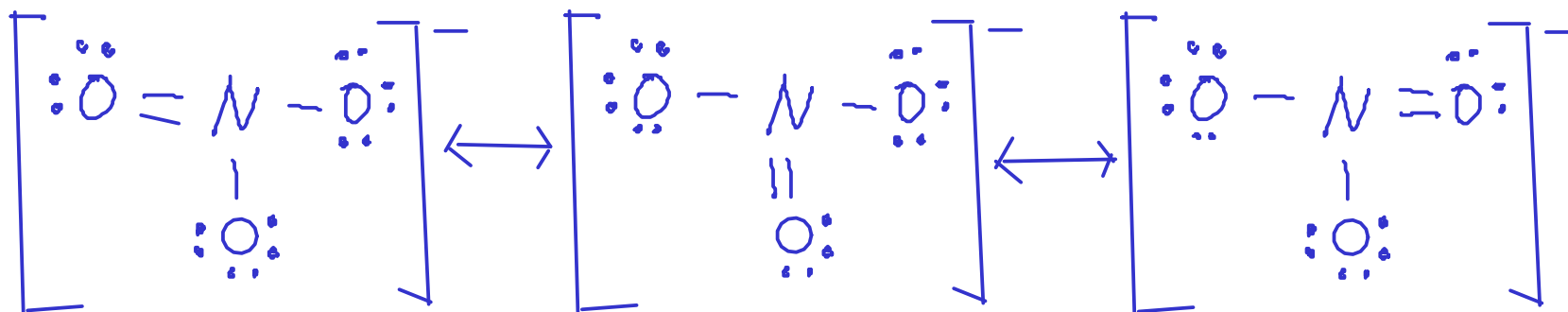
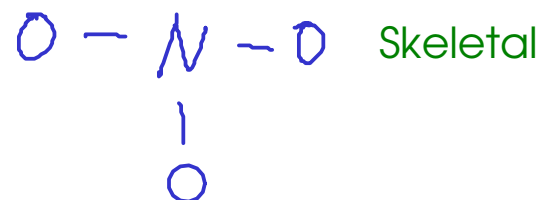
N: 1×5

O: $3 \times 6 = 18$

23

+ $\frac{1}{24}$

-1 charge requires one more electron!



Add a double bond to get enough electrons for N.

... but all the oxygen atoms should bond the same way!

So we draw three structures .. called "resonance structures"

There's not really a double bond in the structure that bounces around. The real molecule has some electrons that are shared between all of these atoms - and this is just how we show delocalized bonds with Lewis structures.