

Measurements

Measurements are comparisons of properties against accepted standards, called units.

ENGLISH / US SYSTEM OF UNITS:

$$1 \text{ foot} = \underline{\underline{12}} \text{ in}$$

$$1 \text{ yard} = \underline{\underline{3}} \text{ feet}$$

$$1 \text{ mile} = \underline{\underline{1760}} \text{ yards}$$

$$\underline{\underline{5280}} \text{ feet} = 1 \text{ mile}$$

So what's the problem?

The English system of units is hard to use, since every kind of unit has a completely different set of relationships to memorize. Plus, these relationships don't actually make unit conversion math easier!

English units are nonstandard and difficult to use. Solution?

THE METRIC SYSTEM

Metric Base Units:

Length	meter	m
Mass	* kilogram	kg
Temperature	Kelvin	K
Time	second	s

All metric units are made up of COMBINATIONS of BASE UNITS!

*we usually treat the gram as if it's the base unit for mass!

- One meter is approximately 3.3 feet.
- One kilogram is approximately 2.2 pounds.

What about SIZE?

Metric units may be made larger or smaller by adding PREFIXES.

A few common metric prefixes:

mega-	10^6	M
kilo-	10^3	k
centi-	10^{-2}	c
milli-	10^{-3}	m
micro-	10^{-6}	μ

Bigger units:

smaller units
(or mc-)

MEMORIZE the common metric prefixes listed in the study guide

Applying prefixes

$$1 \text{ ___ m} = \text{___ m}$$

$$1 \text{ mm} = 10^{-3} \text{ m} \left(\frac{1}{1000} \text{ m} \right)$$

$$1 \text{ km} = 10^3 \text{ m} \left(1000 \text{ m} \right)$$

Scaling units with metric prefixes ... examples

The distance between here and Columbia, SC is about 107,000 meters. What metric unit would be best suited for a distance like this?

$$k = 10^3 \quad (1000)$$

107 km

By "best suited", we mean a metric unit that would represent the number without many beginning or end zeros. These kinds of numbers are easier for us to remember!

A piece of chalk is 0.080 meters long. What metric unit would be best suited for this length?

$$c = 10^{-2} \quad (1/100)$$

8.0 cm

Derived Units

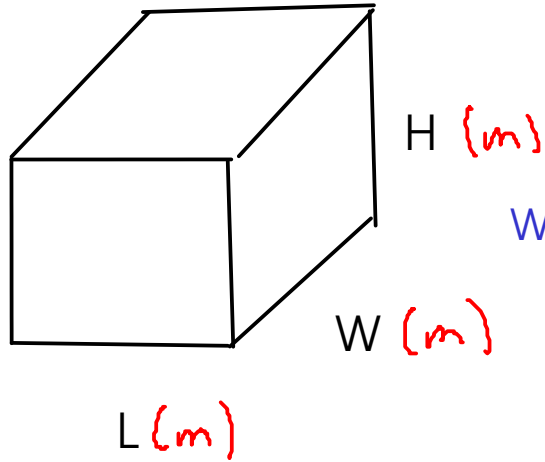
- are units that are made up of combinations of metric base units with each other and/or with prefixes

velocity: $\frac{\text{miles}}{\text{hr}}$ $\frac{\text{km}}{\text{hr}}$ $\left(\frac{\text{m}}{\text{s}}\right)$ $\frac{\text{length}}{\text{time}}$

Two derived units are particularly important in general chemistry:

1) VOLUME

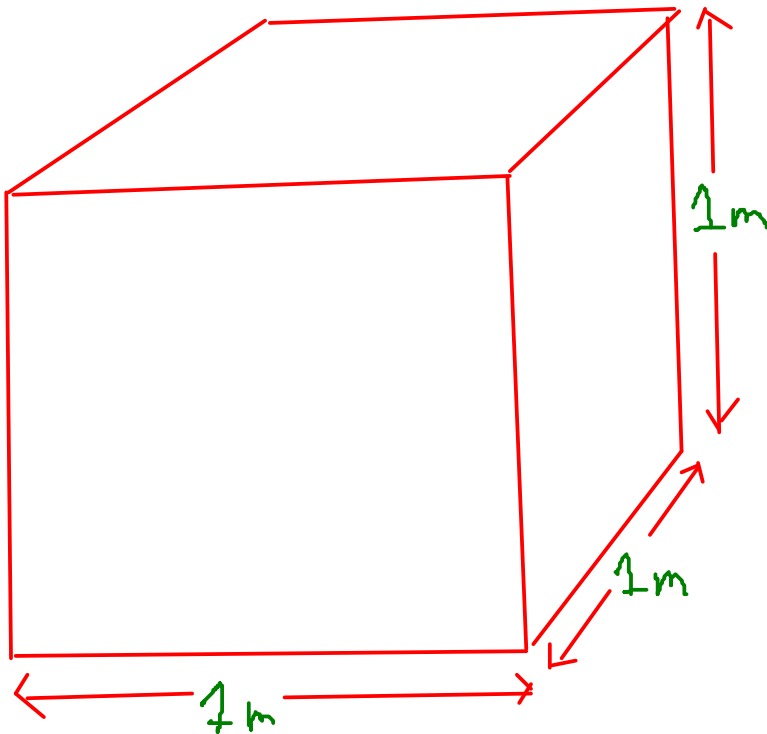
2) DENSITY

VOLUME

$$\text{VOLUME} = L \times W \times H$$

What are the units of volume in the metric system?

$$\begin{aligned} \text{VOLUME} &= m \times m \times m \\ &= m^3 \quad \text{"cubic meters"} \end{aligned}$$



The cubic meter is much too large for typical lab-scale or medical work.

We need to scale down the unit for lab...

Practical issues for volume units

- Cubic meters are too large! A meter is very similar in length to a yard, so a cubic meter is a cube that is approximately a yard long on each side!

A smaller unit For volume?

Cubic decimeters! dm^3

(decimeter = $\frac{1}{10}$ meter)

Cubic decimeters are given the name "liters", abbreviation "L"

In the lab, we typically need an even smaller unit than the liter, so we use milliliters (mL)

mL
cubic centimeter
=
milliliter

$$1 \text{ mL} = 10^{-3} \text{ L}$$

-or-

$$1000 \text{ mL} = 1 \text{ L}$$

DENSITY

- Density is a measure of the concentration of matter; of how much matter is present in a given space
- Density is defined as the MASS per unit VOLUME, or ...

$$\text{Density} = \frac{\text{mass}}{\text{Volume}}$$

What are the metric units of DENSITY?

$$\text{DENSITY} = \frac{\text{Kg}}{\text{m}^3}$$

← Base unit of mass

← Simplest volume unit

Both the kg and the cubic meter are too large for routine lab work! (Our balances have a maximum capacity of about 200 grams!)

So ... we need to scale this unit down!

9
In the lab, we typically measure masses as grams and volumes as milliliters, so the density unit we will use most often is:

$$\frac{g}{mL}$$

$$\left(\frac{g}{cm^3} \right)$$

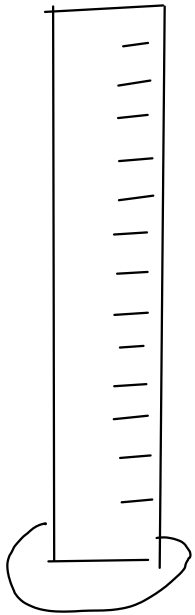
$$\left(\frac{g}{cc} \right)$$

A useful density to remember:

WATER at room temp: Density = $1 \frac{g}{mL}$

Measuring density

... of a liquid



1) Measure mass of empty cylinder

$$\text{mass} = 97.35 \text{ g}$$



2) Fill cylinder and measure volume of liquid

$$\text{volume} = 25.3 \text{ mL}$$

3) Measure mass of filled cylinder

$$\text{mass} = 130.55 \text{ g}$$

4) Subtract to find mass of liquid

$$\begin{array}{r} 130.55 \text{ g} \\ - 97.35 \text{ g} \\ \hline 33.20 \text{ g} \end{array}$$

5) Density = mass liquid / volume liquid

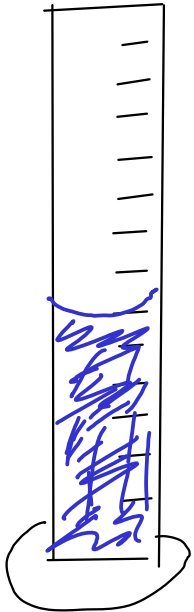
$$\text{Density} = \frac{33.20 \text{ g}}{25.3 \text{ mL}} = 1.31 \text{ g/mL}$$

11 ...of an object



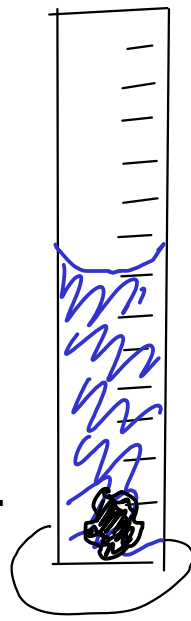
1) Measure mass of object

$$\text{mass} = 9.78 \text{ g}$$



2) Partially fill cylinder with liquid, record volume.

$$\text{volume} = 25.0 \text{ mL}$$



3) Put object into cylinder, record new volume

$$\text{volume} = 26.6 \text{ mL}$$

4) Subtract to find volume of object

$$\begin{array}{r} 26.6 \text{ mL} \\ - 25.0 \text{ mL} \\ \hline 1.6 \text{ mL} \end{array}$$

5) Density = mass object / volume object

$$\text{Density} = \frac{9.78 \text{ g}}{1.6 \text{ mL}}$$

$$= 6.1 \text{ g/mL}$$

Converting from one unit to another

We will use the method of dimensional analysis, sometimes called the factor-label method.
... or, the "drag and drop" method!

Dimensional analysis uses conversion factors to change between one unit and another

What's a conversion factor? A simple equality.

Example

$$12 \text{ in} = 1 \text{ ft}$$

Conversion factors in metric

In the metric system, conversion factors between units may always be made from the metric prefixes!

For example, "kilo-" means 10^3

$$k = 10^3$$

so

$$k_m = 10^3 m$$

$$k_L = 10^3 L$$

$$k_g = 10^3 g$$

$$k_s = 10^3 s$$

Just apply the prefix to the base unit!

How do we actually USE a conversion factor?

Convert 15.75 m to cm

$$1 \text{ cm} = 10^{-2} \text{ m}$$

$$15.75 \cancel{\text{m}} \times \frac{1 \cancel{\text{cm}}}{10^{-2} \cancel{\text{m}}} = 1575 \text{ cm}$$

* Similar to...

If $X = 2$, then

$$\frac{X}{2} = 1$$

15.75 / [EE]-2 .. on TI-83

* This fraction equals one, so multiplying by it does not change the VALUE of the number, only its UNITS!

Convert 0.01893 kg to g

$$1 \text{ kg} = 10^3 \text{ g}$$

$$0.01893 \cancel{\text{kg}} \times \frac{10^3 \cancel{\text{g}}}{1 \cancel{\text{kg}}} = 18.93 \text{ g}$$

DRAG AND DROP

- Drag the part of the factor that contains the unit you want to get rid of (cancel out) to the BOTTOM.

- Then, drag the other half of the factor to the TOP