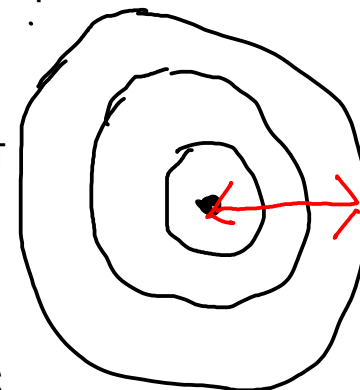


PERIODIC TRENDS

- Some properties of elements can be related to their positions on the periodic table.

ATOMIC RADIUS

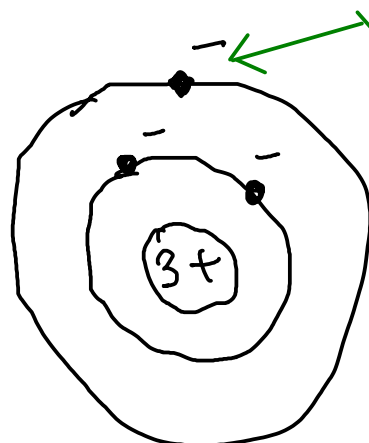
- The distance between the nucleus of the atoms and the outermost shell of the electron cloud.
- Relates to the size of the atom.
- As you go DOWN A GROUP (↓), the atomic radius INCREASES.



- Why? As you go down a group, you are ADDING SHELLS!

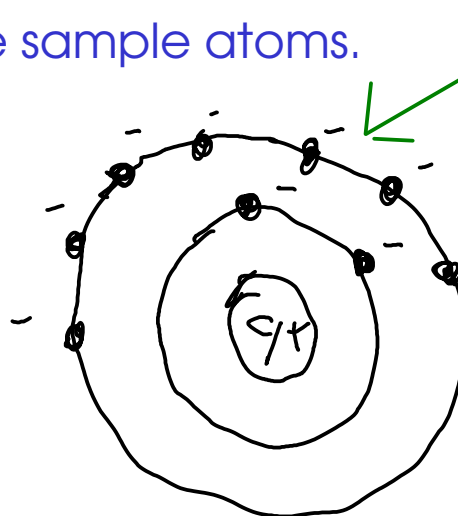
- As you go ACROSS A PERIOD (→), the atomic radius DECREASES

Why? Let's look at some sample atoms.



lithium $1s^2 2s^1$

Outer electron sees an effective +1 charge (shielded from +3 nucleus by 2 electrons)



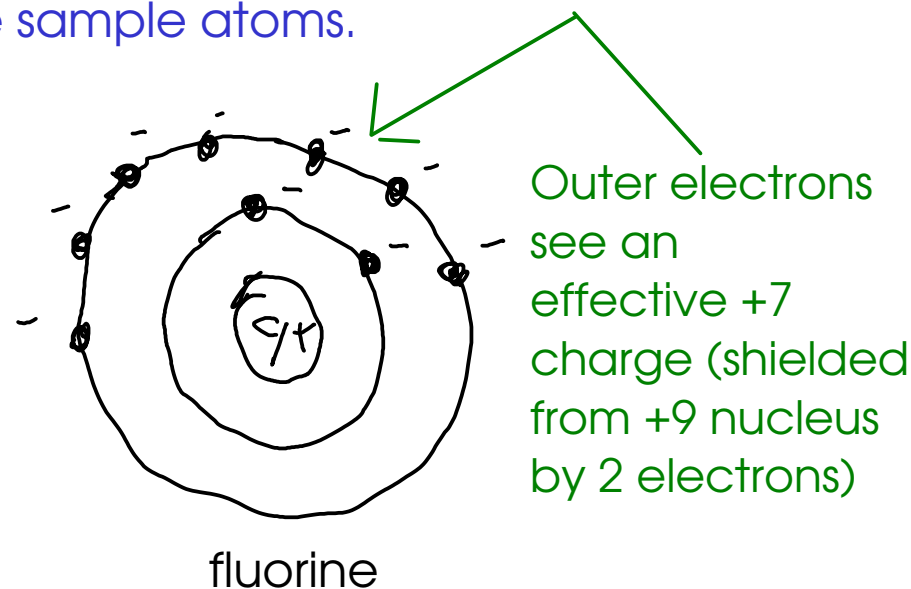
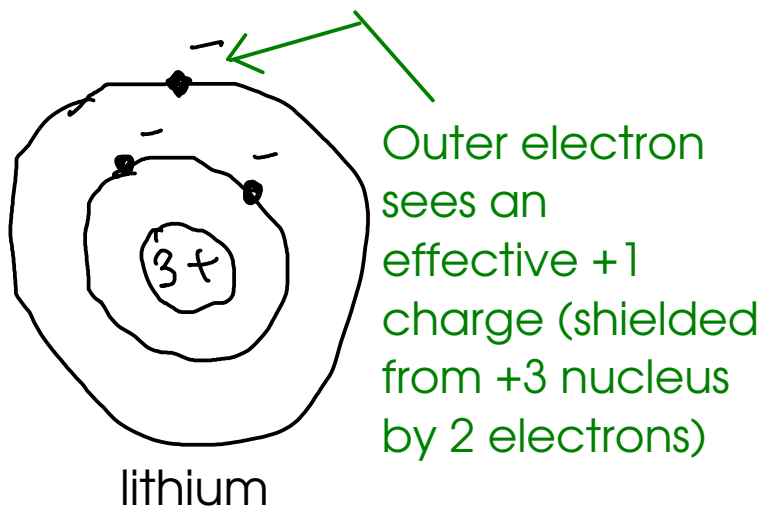
fluorine $1s^2 2s^2 2p^5$

Outer electrons see an effective +7 charge (shielded from +9 nucleus by 2 electrons)

... so fluorine's outer shell is pulled closer to the nucleus than lithium's!

(FIRST) IONIZATION ENERGY

- The amount of energy required to remove a single electron from the outer shell of an atom.
- Relates to reactivity for metals. The easier it is to remove an electron, the more reactive the metal.
- As you go DOWN A GROUP (↓), the ionization energy DECREASES.
 - Why? As you go down a period, you are ADDING SHELLS. Since the outer electrons are farther from the nucleus and charge attraction lessens with distance, this makes electrons easier to remove as the atoms get bigger!
- As you go ACROSS A PERIOD (→), the ionization energy INCREASES.
 - Why? Let's look at some sample atoms.



... since fluorine's outer electrons are held on by a larger effective charge, they are more difficult to remove than lithium's.

THE FIRST TWO PERIODIC TRENDS IN A NUTSHELL

LARGER
IONIZATION
ENERGYSMALLER
RADIUS

IA																			VIIIA
H																			He
	IIA											IIIA	IVA	VA	VIA	VIIA			
Li	Be											B	C	N	O	F			Ne
Na	Mg	IIIB	IVB	VB	VIB	VII B	VIII B	IB	IIB			Al	Si	P	S	Cl			Ar
K	Ca	Sc	Ti	V	Cr	Mn	Fe	Co	Ni	Cu	Zn	Ga	Ge	As	Se	Br			Kr
Rb	Sr	Y	Zr	Nb	Mo	Tc	Ru	Rh	Pd	Ag	Cd	In	Sn	Sb	Te	I			Xe
Cs	Ba	La*	Hf	Ta	W	Re	Os	Ir	Pt	Au	Hg	Tl	Pb	Bi	Po	At			Rn
Fr	Ra	Ac*	Rf	Db	Sg	Bh	Hs	Mt	*"inner" transition metals go here										

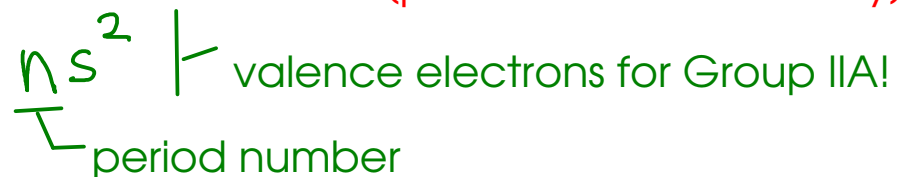
LARGER
RADIUS
SMALLER
IONIZATION
ENERGY

190 ELECTRON AFFINITY

- the electron affinity is the ENERGY CHANGE on adding a single electron to an atom.
 - Atoms with a positive electron affinity cannot form anions.
 - The more negative the electron affinity, the more stable the anion formed!
- General trend: As you move to the right on the periodic table, the electron affinity becomes more negative.

EXCEPTIONS

- Group IIA does not form anions (positive electron affinity)!



- To add an electron, the atom must put it into a higher-energy (p) subshell.

- Group VA: can form anions, but has a more POSITIVE electron affinity than IVA



- $\underbrace{\hspace{1.5cm}}$ Half-full "p" subshell! To add an electron, must start pairing!

- Group VIIIA (noble gases) does not form anions



"MAIN" or "REPRESENTATIVE" GROUPS OF THE PERIODIC TABLE

	IA		IIA
1	H		
2	Li		Be
3	Na		Mg
4	K		Ca
5	Rb		Sr
6	Cs		Ba
7	Fr		Ra

Alkali metals

Alkaline earth metals

Read about these in Section 8.7 of the Ebbing textbook!

						VIIIA
III A	IV A	V A	VI A	VII A		He
B	C	N	O	F		Ne
Al	Si	P	S	Cl		Ar
Ga	Ge	As	Se	Br		Kr
In	Sn	Sb	Te	I		Xe
Tl	Pb	Bi	Po	At		Rn

Chalcogens

Halogens

Noble/Inert gases

The representative (main) groups

GROUP IA - the alkali metals

valence electrons:



- React with water to form HYDROXIDES



alkali metals form BASES when
put into water!

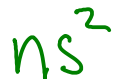
- Alkali metal OXIDES also form bases when put into water. (This is related to METALLIC character. The more metallic something is, the more basic its oxide. Nonmetals have ACIDIC oxides!)



- Physical properties: All of these elements are soft metals with relatively low melting points.

GROUP IIA - the alkaline earth metals

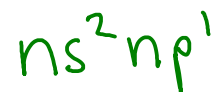
valence electrons:



- May react with water in a reaction similar to the alkali metals, producing hydroxides and hydrogen gas. For some of the alkaline earth metals, this reaction takes place at a significant rate only at high temperatures..
- Form basic oxides, formula: $M O$
- These elements are soft and low-melting ... but harder and higher melting than alkali metals.
- The name "alkaline earth" comes from the observation that the "earths" (oxides) of these metals are basic.

GROUP IIIA

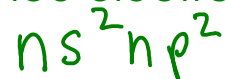
valence electrons:



- most of the elements in this group are metals, but there is also a semiconductor (boron).
- The oxides of these elements are of the form M_2O_3
 - oxides of boron are acidic (metalloids tend to behave more like nonmetals in the acidity of their oxides).
 - Aluminum and gallium have AMPHOTERIC oxides (react as acids or bases), and the larger Group IIIA oxides are basic
- These elements do not react directly with water to make hydroxides, unlike Groups IA and IIA.

GROUP IVA

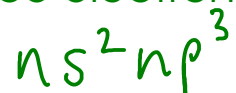
valence electrons



- contains some elements of each type: nonmetal, metalloid, and metal.
- oxides range from acidic to amphoteric, with formulas MO_2 or MO (C, Pb form both!)
- don't react with water to make hydroxides

GROUP VA

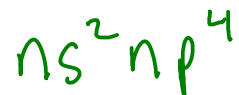
valence electrons



- range from nonmetal to metallic, but with only one metal (bismuth).
- Oxides of group VA nonmetals are acidic, while the group VA metalloids have amphoteric oxides. Bismuth's oxide is basic
- Formulas of these oxides vary considerably, but the most common variants are: RO_2, RO_3

GROUP VIA - the chalcogens

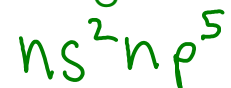
valence electrons



- Like Group VA, formulas of oxides of these elements vary. Common ones are: RO_2, RO_3
- mostly nonmetals/metalloids, plus one metal (polonium). Oxides range from acidic to amphoteric.
- This group's name means - "ore producers" Many metal ores contain oxygen and/or sulfur!

GROUP VIIA - the halogens

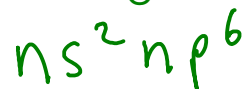
electron configuration:



- react with water, but form ACIDS when they do so! (ex: chlorine and water make HCl and HOCl).
- Oxides of the halogens are not very stable, but they are acidic.
- nonmetals, exist primarily as DIATOMIC MOLECULES.
- halogens are very similar in their chemical reactions, even though their physical appearance varies considerably!
- This group's name means "salt formers" (think sodium chloride)

GROUP VIIIA - the noble or inert gases

electron configuration:



- characterized by their lack of chemical reactivity. The lighter noble gases have no known compounds, while the heavier ones sometimes form molecules with reactive elements like oxygen and fluorine.
- exist primarily as single (uncombined) atoms - NOT diatomic molecules like the halogens.

CHEMICAL BONDS

- A CHEMICAL BOND is a strong attractive force between the atoms in a compound.

3 TYPES OF CHEMICAL BOND

Type	Held together by...	Example
Ionic bonds	attractive forces between oppositely charged ions	sodium chloride
<u>Covalent</u> bonds	sharing of valence electrons between two atoms (sometimes more - "delocalized bonds")	water
* Metallic bonds	sharing of valence electrons with all atoms in the metal's structure - make the metal conduct electricity	any metal

*For CHM 110, you don't need to know anything more about metallic bonds than what's in this table. If you take physics, you may learn more about the characteristics of the metallic bond.

... so how can you tell what kind of bond you have? You can use the traditional rules of thumb:

- Metal-Nonmetal bonds will be ionic
 - Nonmetal-nonmetal bonds are usually covalent
- Metalloids act like NONMETALS, here.

... but for better information about bonding, you can use ELECTRONEGATIVITY.

ELECTRONEGATIVITY:

-A measure of how closely to itself an atom will hold shared electrons

p346:
chart of
electroneg.
values

p352,
10th

... in other words, how ELECTRON-GREEDY an atom is!

Bonds with ...	are ...	Examples
Little or no difference in electronegativity between atoms	NONPOLAR COVALENT	C-C, C-H, etc.
Larger differences in electronegativity between atoms	* POLAR COVALENT	H-F, C-F, C-Cl, etc.
Very large differences in electronegativity between atoms	IONIC	NaCl, KBr, etc.

* A POLAR bond is a bond where electrons are shared unevenly - electrons spend more time around one atom than another, resulting in a bond with slightly charged ends

- You may look up electronegativity data in tables, but it helps to know trends!

	IA	IIA											IIIA	IVA	VA	VIA	VIIA
2	Li	Be											B	C	N	O	F
3	Na	Mg	IIIB	IVB	VB	VIB	VII B	VIII B	IB	IIB	Al	Si	P	S	Cl		
4	K	Ca	Sc	Ti	V	Cr	Mn	Fe	Co	Ni	Cu	Zn	Ga	Ge	As	Se	Br
5	Rb	Sr	Y	Zr	Nb	Mo	Tc	Ru	Rh	Pd	Ag	Cd	In	Sn	Sb	Te	I
6	Cs	Ba	La*	Hf	Ta	W	Re	Os	Ir	Pt	Au	Hg	Tl	Pb	Bi	Po	At
7	Fr	Ra	Ac*	Rf	Db	Sg	Bh	Hs	Mt	*"inner" transition metals go here							

Notes:

- ① - FLUORINE is the most electronegative element, while FRANCIUM is the least!
- ② - All the METALS have low electronegativity
- ③ - HYDROGEN is similar in electronegativity to CARBON

(p 346)

... so C-H bonds are NONPOLAR

DESCRIBING CHEMICAL BONDING

"octet rule"

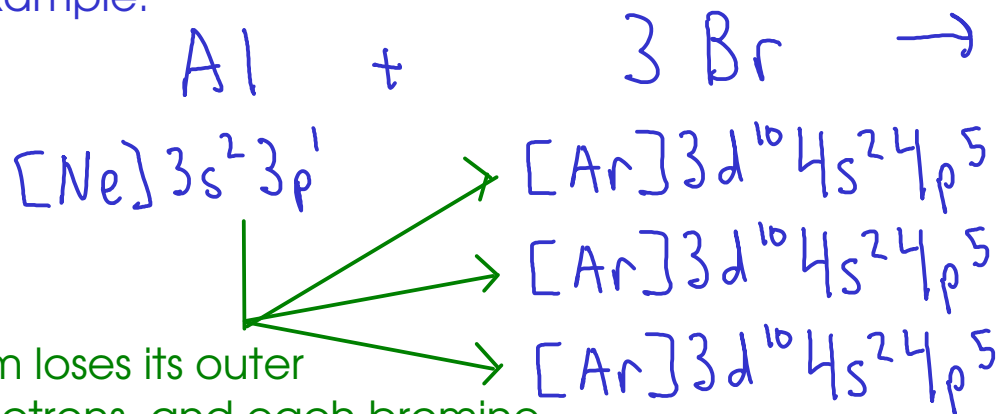
- a "rule of thumb" (NOT a scientific law) predicting how atoms will exchange or share electrons to form chemical compounds
- atoms will gain, lose, or share enough electrons so that they end up with full "s" and "p" subshells in their outermost shell.

- Why "octet"? An "s" subshell can hold two electrons, while a "p" subshell can hold six. $2+6 = 8$

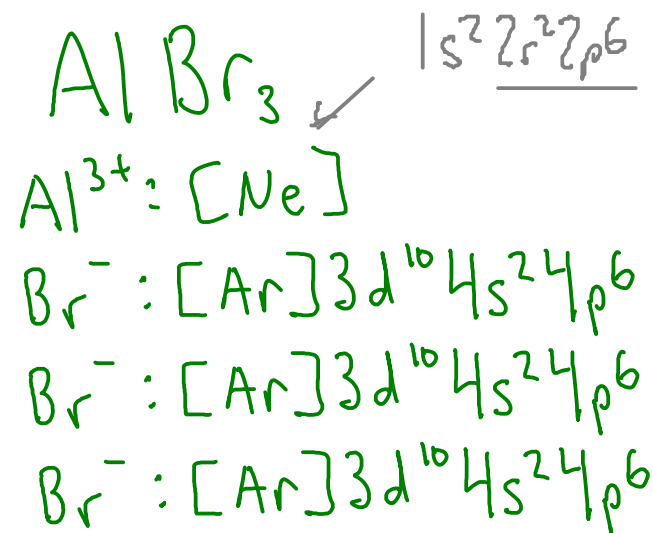
IONIC COMPOUNDS

- When atoms react to form IONS, they GAIN or LOSE enough electrons to end up with full "s" and "p" subshells.

example:



Aluminum loses its outer three electrons, and each bromine gains one!



... but using electron configurations to describe how aluminum bromide forms is a bit cumbersome! Can we simplify the picture a bit?

LEWIS NOTATION / ELECTRON-DOT NOTATION

- Lewis notation represents each VALENCE electron with a DOT drawn around the atomic symbol. Since the valence shell of an atom contains only "s" and "p" electrons, the maximum number of dots drawn will be EIGHT.

- To use electron-dot notation, put a dot for each valence electron around the atomic symbol. Put one dot on each "side" of the symbol (4 sides), then pair the dots for atoms that have more than four valence electrons.

examples:



More examples



Which "side" you draw the dots on isn't important, as long as you have the right number of electrons and the right number of "pairs"



To draw a dot structure for an atom, you need to know HOW MANY valence electrons it has! You can determine this simply from the periodic table, WITHOUT writing the whole electron configuration!

The number of valence electrons equals the group number in the A/B group numbering system FOR "A" GROUPS!

	IA												VIII A									
1	H	IIA											III A	IV A	V A	VIA	VII A	He				
2	Li	Be											B	C	N	O	F	Ne				
3	Na	Mg	IIIB	IVB	VB	VIB	VIIB	VIIIB	IB	IIB							Al	Si	P	S	Cl	Ar
4	K	Ca	Sc	Ti	V	Cr	Mn	Fe	Co	Ni	Cu	Zn	Ga	Ge	As	Se	Br	Kr				
5	Rb	Sr	Y	Zr	Nb	Mo	Tc	Ru	Rh	Pd	Ag	Cd	In	Sn	Sb	Te	I	Xe				
6	Cs	Ba	La*	Hf	Ta	W	Re	Os	Ir	Pt	Au	Hg	Tl	Pb	Bi	Po	At	Rn				
7	Fr	Ra	Ac*	Rf	Db	Sg	Bh	Hs	Mt													

2 valence electrons

1 valence electron

3 valence electrons

4 valence electrons

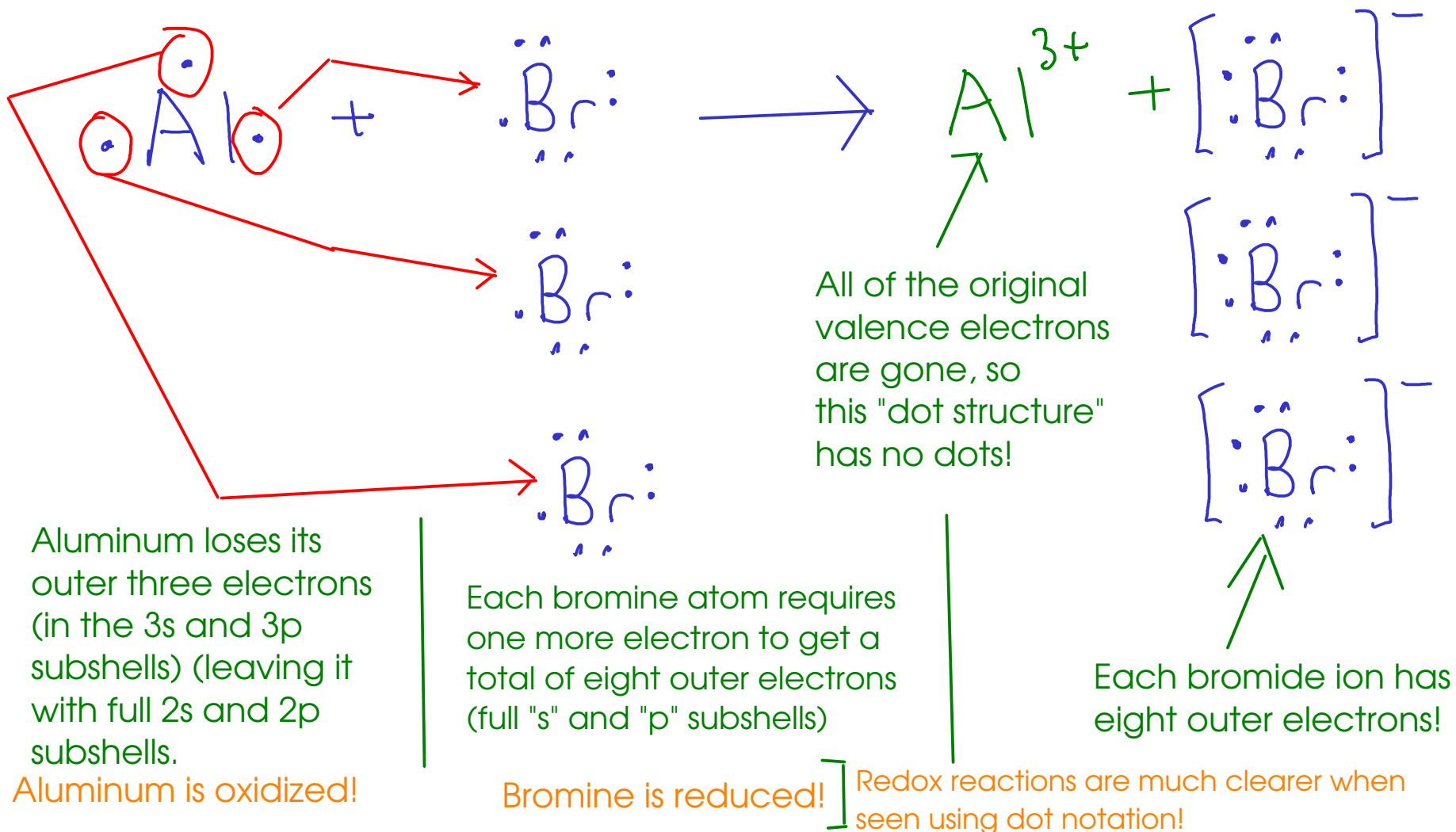
5 valence electrons

6 valence electrons

7 valence electrons

8 valence electrons (except helium!)

... but how do we use this to describe a reaction that produces ions? Let's look at our previous example!



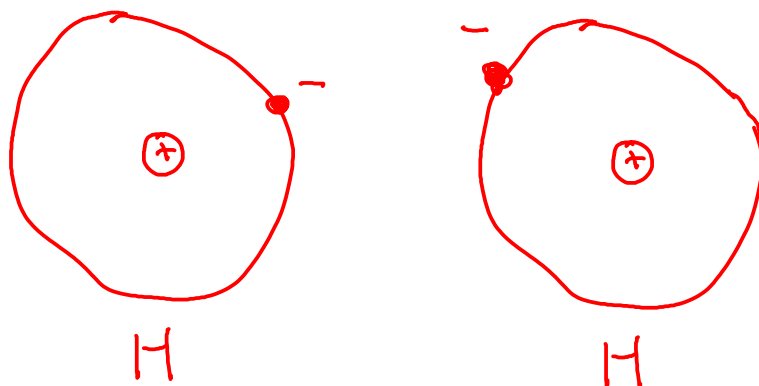
... this is a bit easier to follow than looking at all those letters and numbers in the electron configurations for these elements!

MOLECULAR COMPOUNDS

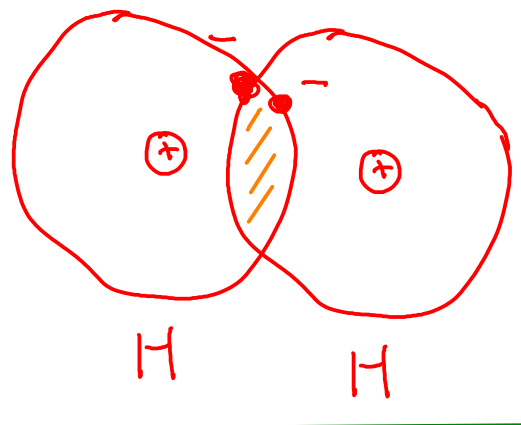
- Form when atoms SHARE electrons instead of transferring them. This results in the formation of MOLECULES ... groups of atoms held together by electron-sharing.

How might atoms SHARE electrons? By coming together close enough so that their atomic ORBITALS overlap each other:

This idea is called
VALENCE
BOND
THEORY!



Each hydrogen atom has a single electron in a 1s orbital.




When hydrogen atoms come close enough to each other for these orbitals to OVERLAP, each hydrogen "sees" BOTH electrons, filling up the "s" orbitals of both atoms. This is a COVALENT BOND.

Co: together
Valent: valence shells

This is the DIATOMIC MOLECULE, H_2

... so how would this look using dot notation?

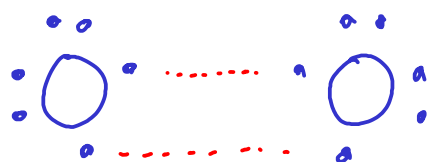


In dot structures, SHARED PAIRS of electrons are often written as DASHES to make the structures look neater.



* Why doesn't hydrogen end up with eight electrons? Because hydrogen has only the first shell, which contains only a single "s" subshell (NO "p" subshell). This "s" subshell is full with two electrons, and that's all hydrogen needs to get.

Let's look at OXYGEN ...



We know that oxygen exists in air as the diatomic molecule O_2



The oxygen atoms share TWO pairs of electrons. This is called a DOUBLE BOND

OR



Each oxygen atom has a share in eight electrons!

A few notes on the double bond:

- ① - For atoms to share more than one pair of electrons, they have to move closer to one another than they would if they were only sharing one pair of electrons. This BOND DISTANCE is measurable!
- ② - It takes more energy to break a double bond between two atoms than it would to break a single bond between the same two atoms. This BOND ENERGY is also measurable!