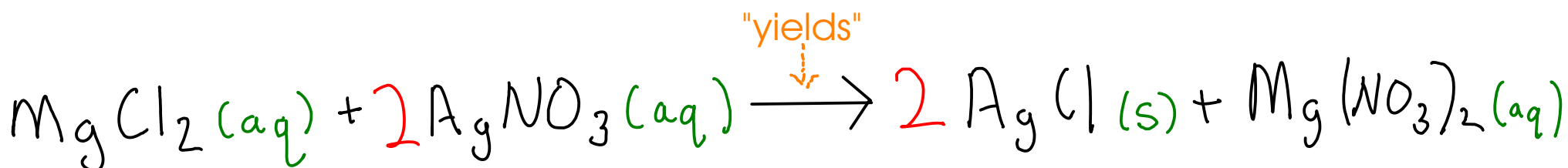


CHEMICAL EQUATIONS

- are the "recipes" in chemistry
- show the substances going into a reaction, substances coming out of the reaction, and give other information about the process



REACTANTS - materials that are needed for a reaction

PRODUCTS - materials that are formed in a reaction

COEFFICIENTS - give the ratio of molecules/atoms of one substance to the others

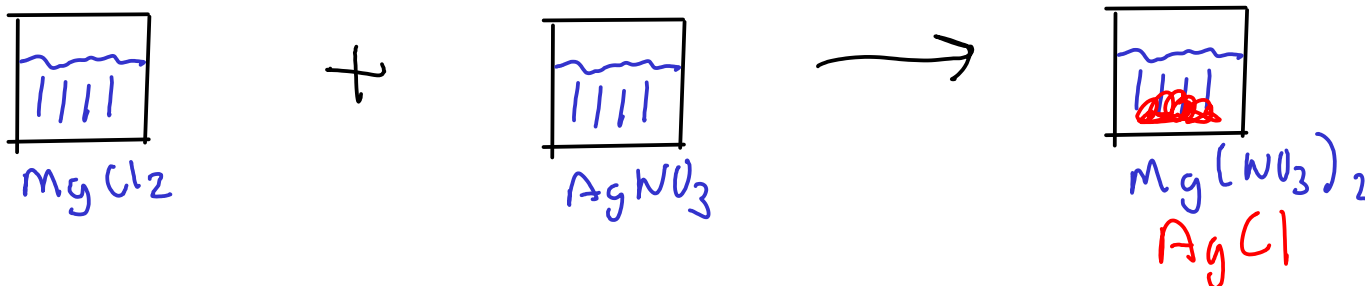
PHASE LABELS - give the physical state of a substance:

(s) - solid

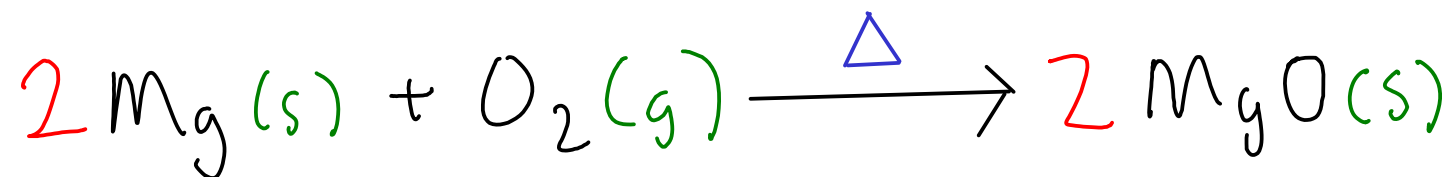
(l) - liquid

(g) - gas

(aq) - aqueous. In other words, dissolved in water



CHEMICAL EQUATIONS



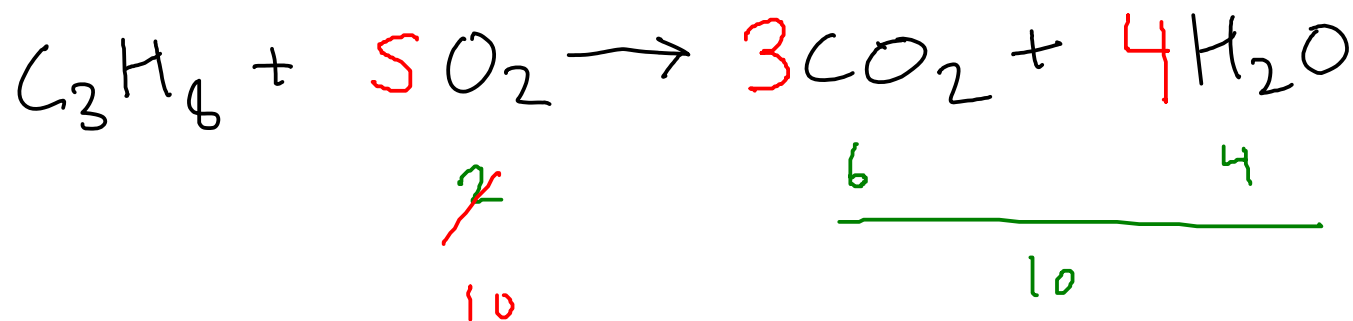
REACTION CONDITIONS - give conditions necessary for chemical reaction to occur. May be:

- Δ apply heat
 - catalysts - substances that will help reaction proceed faster
 - other conditions, such as required temperatures
- Reaction conditions are usually written above the arrow, but may also be written below if the reaction requires several steps or several different conditions

COEFFICIENTS

- Experimentally, we can usually determine the reactants and products of a reaction
- We can determine the proper ratios of reactants and products WITHOUT further experiments, using a process called BALANCING
- BALANCING a chemical equation is making sure the same number of atoms of each element go into a reaction as come out of it.
- A properly balanced chemical equation has the smallest whole number ratio of reactants and products.
- There are several ways to do this, but we will use a modified trial-and-error procedure.

BALANCING



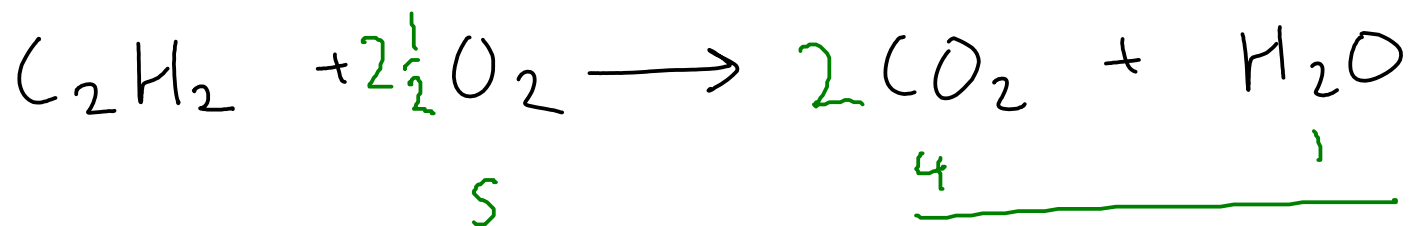
① Pick an element. Avoid (if possible) elements that appear in more than one substance on each side of the equation.

② Change the coefficients on substances containing this element so that the same number of atoms of the element are present on each side. **CHANGE AS LITTLE AS POSSIBLE!**

③ Repeat 1-2 until all elements are done.

④ Go back and quickly VERIFY that you have the same number of atoms of each element on each side. If you used any fractional coefficients, multiply each coefficient by the **DENOMINATOR** of your fraction.

Use SMALLEST WHOLE NUMBER RATIOS!



We used 2 1/2 as the coefficient for oxygen, which makes the math work out (we needed exactly five oxygen atoms on the left). BUT ... we need to balance with WHOLE NUMBER coefficients, not fractions. So ... let's MULTIPLY EVERY coefficient by the denominator of the fraction (2)



- 1) Avoid H, balance S - since H appears twice on the left.
- 2) Avoid O, balance Na - since O appears in every compound!
- 3) Balance H, since it shows up fewer times than O
- 4) Balance O. (It's already done!)