

MOLECULAR COMPOUNDS

- There are several kinds of molecular compound. We will learn to name two simple but important classes

① BINARY MOLECULAR COMPOUNDS

- molecular compounds containing only two elements

② ACIDS

- molecular compounds that dissolve in water to release H^+ ions
- corrosive to metals (react with many to produce hydrogen gas)
- contact hazard: can cause chemical burns to eyes and skin
- sour taste
- turn litmus indicator RED
- two kinds of acids:

① BINARY ACIDS

- contain hydrogen and one other element

② OXYACIDS

- contain hydrogen, OXYGEN, and another element

Usually from
Group VIIA

BINARY MOLECULAR COMPOUNDS

- Named based on the elements they contain, plus prefixes to indicate the number of atoms of each element in each molecule

① FIRST ELEMENT

- Add a GREEK PREFIX to the name of the element.
- Omit the "MONO-" (1) prefix if there is only one atom of the first element

② SECOND ELEMENT

- Add a GREEK PREFIX to the STEM NAME of the element
- Add the suffix "-ide" (as if you were naming an anion)
- DO NOT omit the "mono-" prefix if there is only one atom of the second element

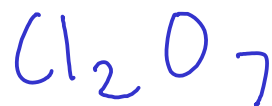
SEE COURSE WEB SITE FOR A LIST OF GREEK PREFIXES!
THESE ARE THE SAME PREFIXES USED FOR THE HYDRATES!

BINARY MOLECULAR COMPOUNDS

Examples:



boron trifluoride



dichlorine

hept(a)oxide



carbon

monoxide



carbon

dioxide

*Note: metalloids like boron behave chemically like nonmetals do.

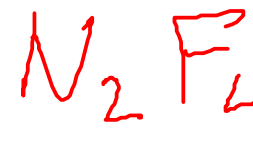
carbon tetrachloride



dihydrogen monoxide



dinitrogen tetrafluoride



MgCl_2 magnesium CHLORIDE, not magnesium DICHLORIDE. We use the ionic naming system for ionic compounds like magnesium chloride. It's not binary MOLECULAR

How do we tell? Look at the first element. Usually, compounds starting with a METAL are ionic.

ACIDS

① BINARY ACIDS

- named after the element (other than hydrogen) they contain
- common binary acids include a Group VIIA element
- named: "Hydro-" + STEM NAME OF ELEMENT+ "-ic acid"

Four
common
binary
acids

HF : hydrofluoric acid ✖ dissolves glass!

HCl : hydrochloric acid ✖ most common binary acid!

HBr : hydrobromic acid

HI : hydroiodic acid

② OXYACIDS

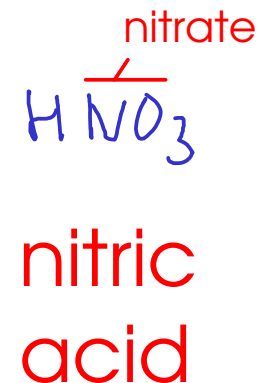
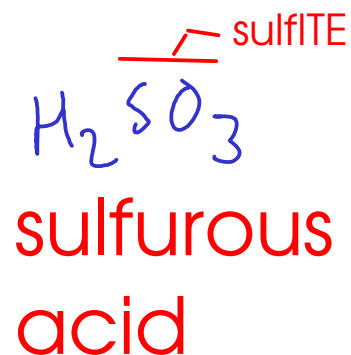
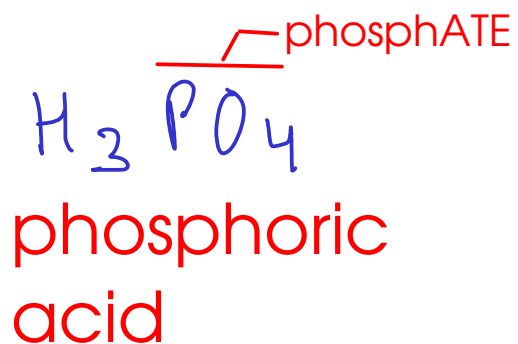
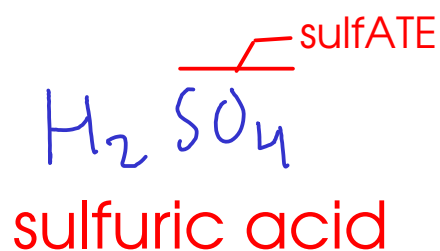
- Easy to think about as HYDROGEN IONS combined with POLYATOMIC IONS

- These acids are not true ionic compounds, but they interact with water to PRODUCE ions!

- named based on the polyatomic ion they contain, with an ending change:

① - ions ending in -ATE form acids ending in -IC

② - ions ending in -ITE form acids ending in -OUS



OXYACID EXAMPLES

acetic acid

based on ACETATE



nitrous acid

based on NITRITE



carbonic acid

based on CARBONATE



The number of hydrogen atoms at the beginning of the formula equals the charge of the anion the acid is based on!

SUMMING UP CHEMICAL NOMENCLATURE

- You need to be able to tell, by looking at a name OR a formula, what kind of compound you are working with!

DON'T GET THE NAMING SYSTEMS MIXED UP! EACH KIND OF COMPOUND IS NAMED WITH ITS OWN SYSTEM!

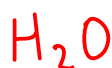
FROM A CHEMICAL NAME

- If the name has a Roman numeral, the name of a metal, or "ammonium", the compound is likely IONIC
- If the name has a Greek prefix AND the prefix is NOT in front of the word "hydrate", the compound is BINARY MOLECULAR
- If the name contains the word "acid":
 - ... and starts with "hydro-", then the compound is a BINARY ACID
 - ... and does not start with "hydro-", the compound is an OXYACID

FROM A CHEMICAL FORMULA

- if the formula contains a metal or the NH_4^+ ion, it is likely IONIC

- If the formula starts with H and is not either water or hydrogen peroxide, the compound is likely an ACID. Which kind?



- BINARY ACIDS contain only two elements
- OXYACIDS contains oxygen

- If the formula contains only nonmetals (and is not an ammonium compound or an acid), the compound is likely MOLECULAR

Examples:

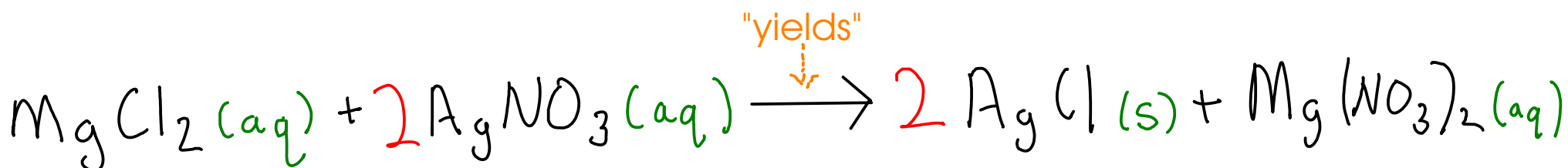
PCl_3 : BINARY MOLECULAR
Name: phosphorus trichloride

NH_4Cl : IONIC (ammonium ion)
Name: ammonium chloride

H_3PO_4 : OXYACID (hydrogen, phosphate)
Name: phosphoric acid

CHEMICAL EQUATIONS

- are the "recipes" in chemistry
- show the substances going into a reaction, substances coming out of the reaction, and give other information about the process



REACTANTS - materials that are needed for a reaction

PRODUCTS - materials that are formed in a reaction

COEFFICIENTS - give the ratio of molecules/atoms of one substance to the others

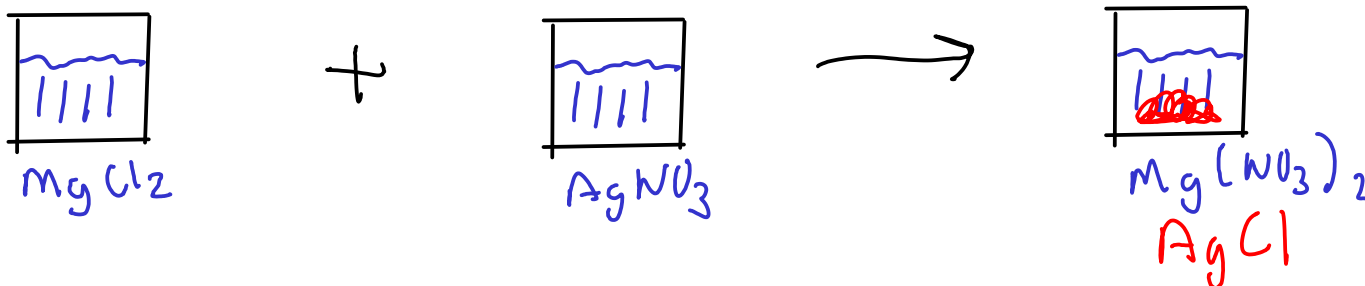
PHASE LABELS - give the physical state of a substance:

(s) - solid

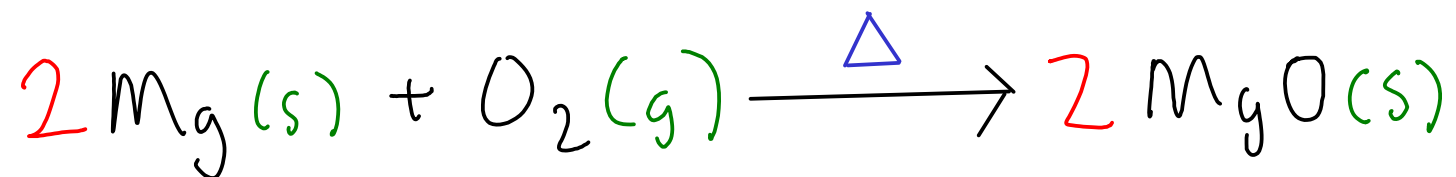
(l) - liquid

(g) - gas

(aq) - aqueous. In other words, dissolved in water



CHEMICAL EQUATIONS



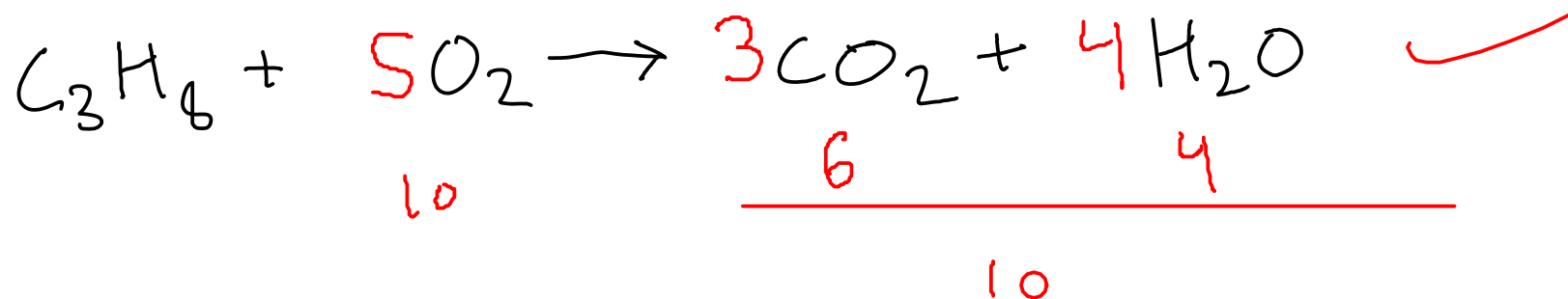
REACTION CONDITIONS - give conditions necessary for chemical reaction to occur. May be:

- Δ apply heat
 - catalysts - substances that will help reaction proceed faster
 - other conditions, such as required temperatures
- Reaction conditions are usually written above the arrow, but may also be written below if the reaction requires several steps or several different conditions

COEFFICIENTS

- Experimentally, we can usually determine the reactants and products of a reaction
- We can determine the proper ratios of reactants and products WITHOUT further experiments, using a process called BALANCING
- BALANCING a chemical equation is making sure the same number of atoms of each element go into a reaction as come out of it.
- A properly balanced chemical equation has the smallest whole number ratio of reactants and products.
- There are several ways to do this, but we will use a modified trial-and-error procedure.

BALANCING



① Pick an element. Avoid (if possible) elements that appear in more than one substance on each side of the equation.

② Change the coefficients on substances containing this element so that the same number of atoms of the element are present on each side. **CHANGE AS LITTLE AS POSSIBLE!**

③ Repeat 1-2 until all elements are done.

④ Go back and quickly VERIFY that you have the same number of atoms of each element on each side. If you used any fractional coefficients, multiply each coefficient by the **DENOMINATOR** of your fraction.

Use SMALLEST WHOLE NUMBER RATIOS!