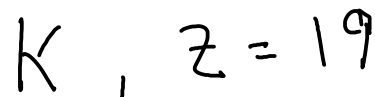


How would an orbital diagram for the element POTASSIUM look?



atomic number

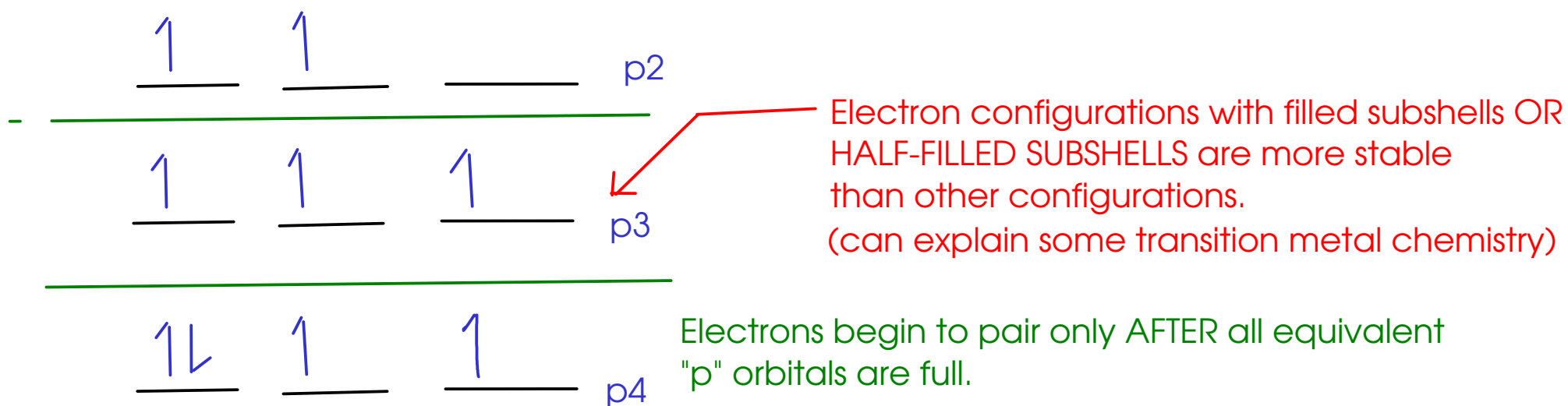
Electrons in the outermost shell of an atom are called VALENCE electrons. THESE electrons are normally involved in chemical bonding.

Remember: Potassium tends to lose a single electron (forming a cation) in chemical reactions.  $K^+$

A note on chemical bonding and electron arrangement:  
 - Filled and half-filled subshells seem to be preferred by atoms.

## Hund's Rule

- When you have two or more orbitals with equivalent energy, electrons will go into each equivalent orbital BEFORE pairing. Pairing costs a bit of energy - less than going to a higher-energy orbital, but more than going to another equivalent orbital.

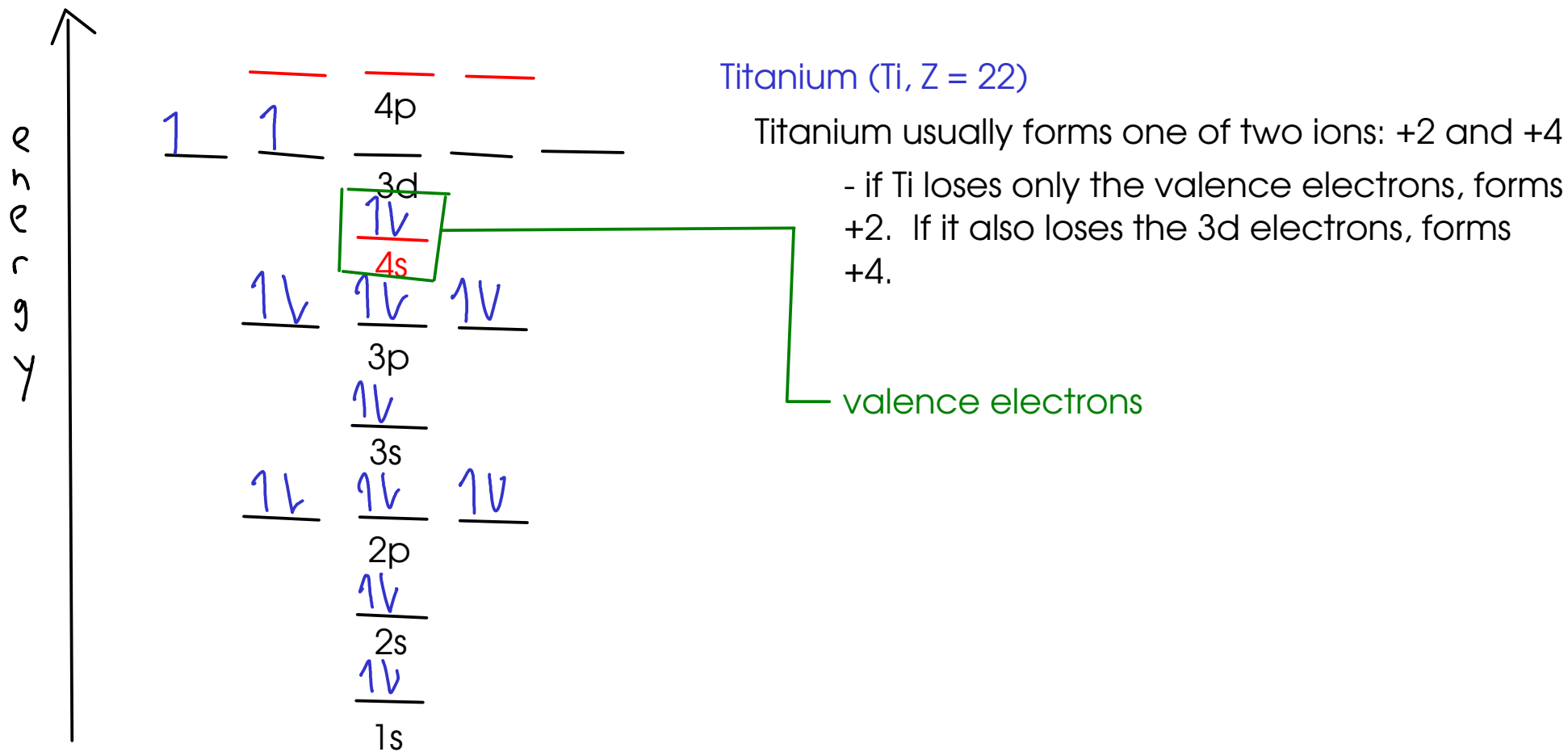


Experimental evidence for Hund's rule:

"Paramagnetism" - attraction of an atom to a magnetic field

- \* Spinning electrons are magnetic, but OPPOSITE spins cancel each other out.
- \* Atoms with unpaired electrons are paramagnetic, while atoms containing only paired electrons are not.

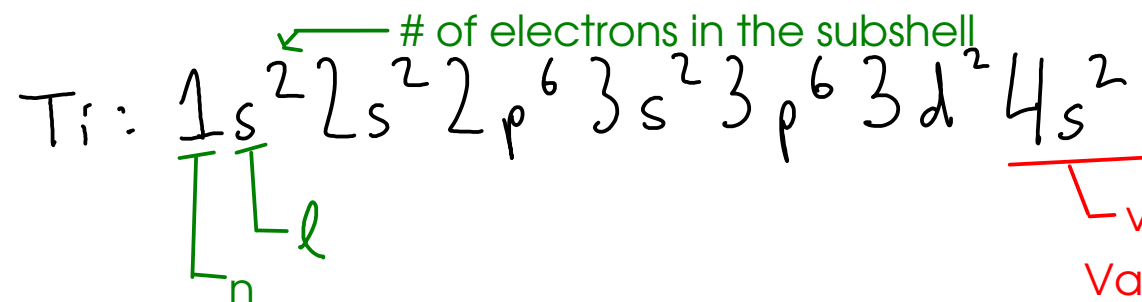
A little bit about transition metals...



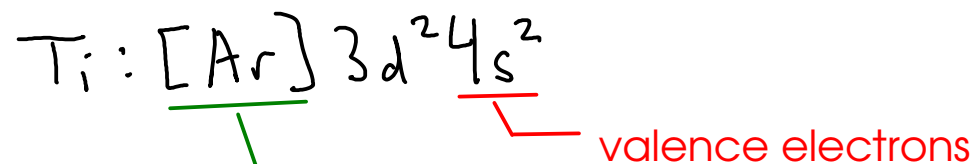
- Most transition metals have TWO valence electrons (in an "s" subshell), and the other ions they form come from electron loss in "d" subshells.

## ELECTRON CONFIGURATION (SHORT FORM)

- We can represent the electron configuration without drawing a diagram or writing down pages of quantum numbers every time. We write the "electron configuration".



Valence electrons have the largest value for "n"!



"noble gas core". We're saying that titanium has the same electron configuration as argon does, with the addition of the electrons that follow. This is a useful shorthand, since the "core" electrons generally don't get involved in bonding.

## ELECTRON CONFIGURATION AND THE PERIODIC TABLE

| IA |     |       |      |     |       |        |         |     |                                    |    |    | VIII A |      |     |      |       |        |  |  |    |    |   |   |    |    |
|----|-----|-------|------|-----|-------|--------|---------|-----|------------------------------------|----|----|--------|------|-----|------|-------|--------|--|--|----|----|---|---|----|----|
| IA | IIA |       |      |     |       |        |         |     |                                    |    |    | III A  | IV A | V A | VI A | VII A | VIII A |  |  |    |    |   |   |    |    |
| H  | He  |       |      |     |       |        |         |     |                                    |    |    |        |      |     |      |       |        |  |  |    |    |   |   |    |    |
| Li | Be  |       |      |     |       |        |         |     |                                    |    |    | B      | C    | N   | O    | F     | Ne     |  |  |    |    |   |   |    |    |
| Na | Mg  | III B | IV B | V B | V I B | V II B | V III B | I B | I I B                              |    |    |        |      |     |      |       |        |  |  | Al | Si | P | S | Cl | Ar |
| K  | Ca  | Sc    | Ti   | V   | Cr    | Mn     | Fe      | Co  | Ni                                 | Cu | Zn | Ga     | Ge   | As  | Se   | Br    | Kr     |  |  |    |    |   |   |    |    |
| Rb | Sr  | Y     | Zr   | Nb  | Mo    | Tc     | Ru      | Rh  | Pd                                 | Ag | Cd | In     | Sn   | Sb  | Te   | I     | Xe     |  |  |    |    |   |   |    |    |
| Cs | Ba  | La*   | Hf   | Ta  | W     | Re     | Os      | Ir  | Pt                                 | Au | Hg | Tl     | Pb   | Bi  | Po   | At    | Rn     |  |  |    |    |   |   |    |    |
| Fr | Ra  | Ac*   | Rf   | Db  | Sg    | Bh     | Hs      | Mt  | *"inner" transition metals go here |    |    |        |      |     |      |       |        |  |  |    |    |   |   |    |    |

"s" block: last electron in these atoms is in an "s" orbital!

"p" block: last electron in these atoms is in a "p" orbital!

"d" block: last electron in these atoms is in a "d" orbital

- To write an electron configuration using the periodic table, start at hydrogen, and count up the electrons until you reach your element!

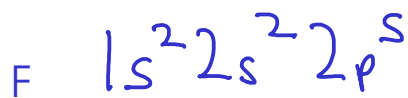
|   |                    |           |                     |     |    |     |      |       |    |                                    |    |             |                     |          |        |          |           |             |
|---|--------------------|-----------|---------------------|-----|----|-----|------|-------|----|------------------------------------|----|-------------|---------------------|----------|--------|----------|-----------|-------------|
| 1 | IA<br>H            |           |                     |     |    |     |      |       |    |                                    |    | VIIIA<br>He |                     |          |        |          |           |             |
| 2 | Li                 | IIA<br>Be |                     |     |    |     |      |       |    |                                    |    |             | IIIA<br>B           | IVA<br>C | V<br>N | VIA<br>O | VIIA<br>F | VIIIA<br>Ne |
| 3 | Na                 | Mg        | IIIB                | IVB | VB | VIB | VIIB | VIIIB | IB | IIB                                | Al | Si          | P                   | S        | Cl     | Ar       |           |             |
| 4 | K<br><sub>4s</sub> | Ca        | Sc<br><sub>3d</sub> | Ti  | V  | Cr  | Mn   | Fe    | Co | Ni                                 | Cu | Zn          | Ga<br><sub>4p</sub> | Ge       | As     | Se       | Br        | Kr          |
| 5 | Rb                 | Sr        | Y<br><sub>4d</sub>  | Zr  | Nb | Mo  | Tc   | Ru    | Rh | Pd                                 | Ag | Cd          | In                  | Sn       | Sb     | Te       | I         | Xe          |
| 6 | Cs                 | Ba        | La<br><sub>5d</sub> | Hf  | Ta | W   | Re   | Os    | Ir | Pt                                 | Au | Hg          | Tl                  | Pb       | Bi     | Po       | At        | Rn          |
| 7 | Fr                 | Ra        | Ac<br><sub>6d</sub> | Rf  | Db | Sg  | Bh   | Hs    | Mt | *"inner" transition metals go here |    |             |                     |          |        |          |           |             |

"d" block: The d block is shifted DOWN.!

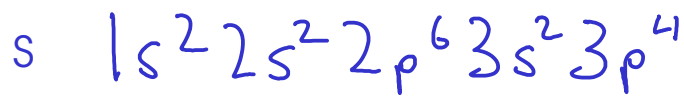
Example: Phosphorus (P):  $1s^2 2s^2 2p^6 3s^2 3p^3$

Noble gas core notation for P:  $[Ne] 3s^2 3p^3$

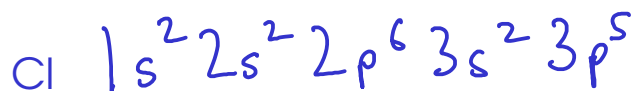
## EXAMPLES:



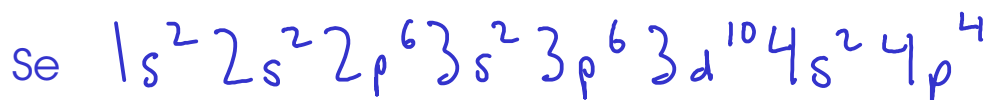
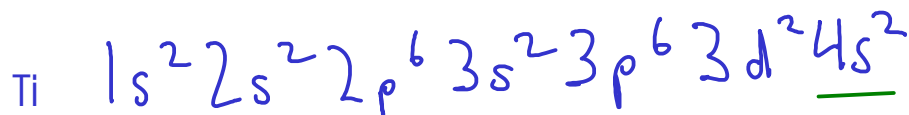
Remember - valence electrons are ALL of the electrons in the outermost SHELL (n)! More that one subshell (l) may be included in the valence electrons



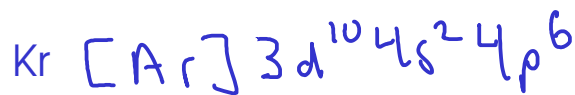
TITANIUM is a transition metal that commonly forms either +2 or +4 cations. The 4s electrons are lost when the +2 ion forms, while the 4s AND 3d electrons are lost to form the +4!



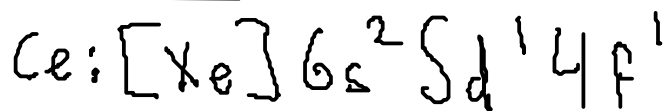
You can order the subshells in numeric order OR in filling order



Noble gas core notation. Use the previous noble gas on the table, then add the electrons that it doesn't have to the end.



Sample f-block element

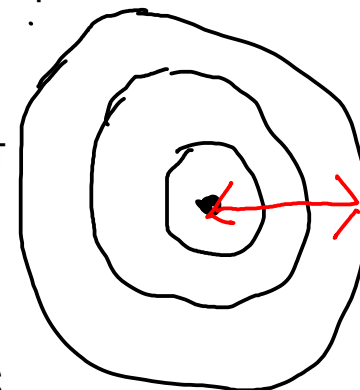


## PERIODIC TRENDS

- Some properties of elements can be related to their positions on the periodic table.

### ATOMIC RADIUS

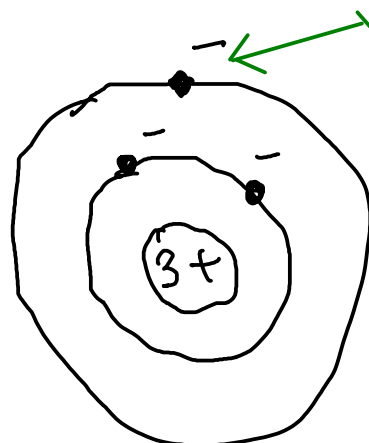
- The distance between the nucleus of the atoms and the outermost shell of the electron cloud.
- Relates to the size of the atom.
- As you go DOWN A GROUP ( ↓ ), the atomic radius INCREASES.



- Why? As you go down a period, you are ADDING SHELLS!

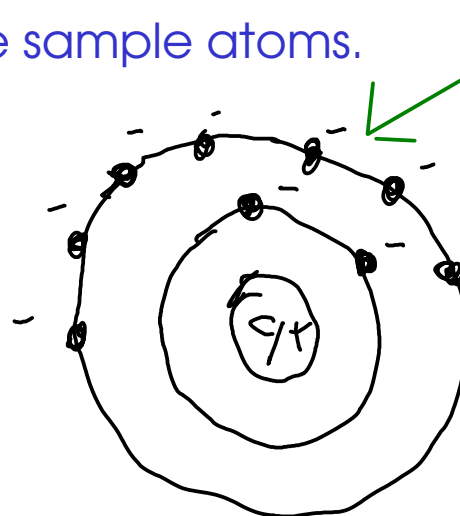
- As you go ACROSS A PERIOD ( → ), the atomic radius DECREASES

Why? Let's look at some sample atoms.



lithium  $1s^2 2s^1$

Outer electron sees an effective +1 charge (shielded from +3 nucleus by 2 electrons)



fluorine  $1s^2 2s^2 2p^5$

Outer electrons see an effective +7 charge (shielded from +9 nucleus by 2 electrons)

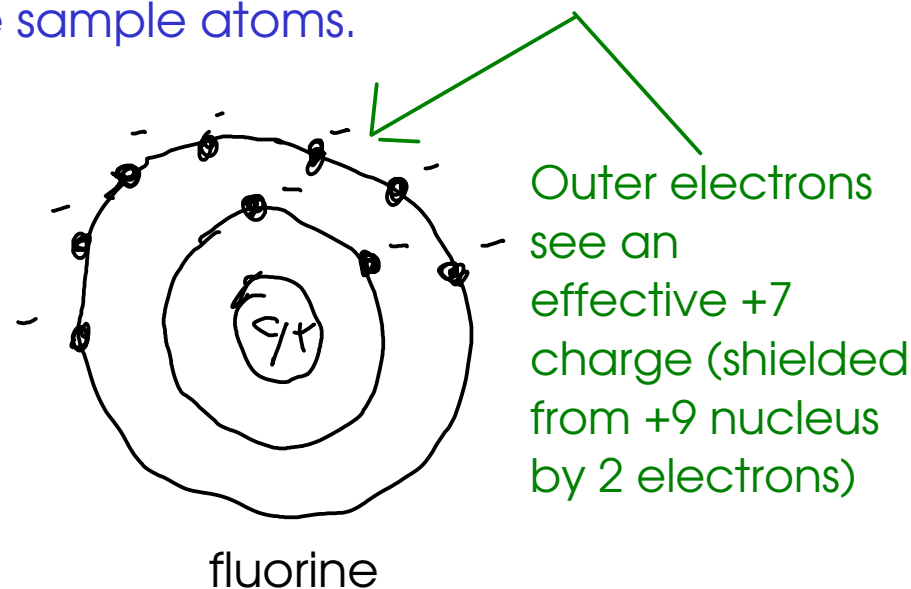
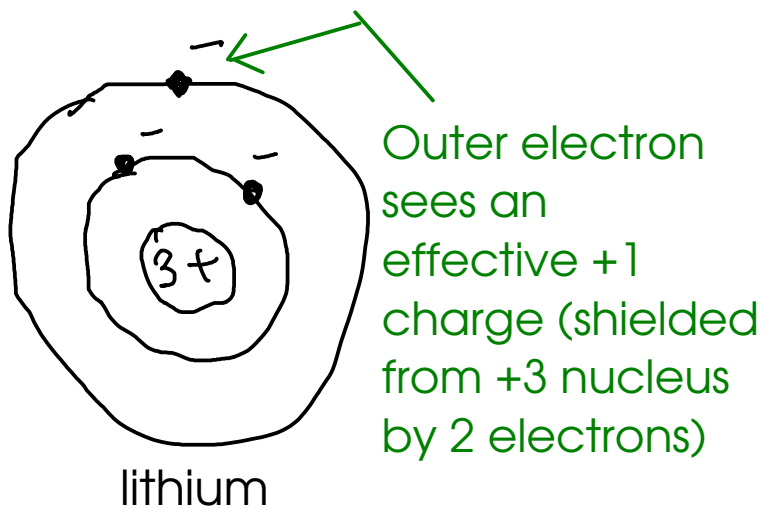
... so fluorine's outer shell is pulled closer to the nucleus than lithium's!



## (FIRST) IONIZATION ENERGY

- The amount of energy required to remove a single electron from the outer shell of an atom.
- Relates to reactivity for metals. The easier it is to remove an electron, the more reactive the metal.
- As you go DOWN A GROUP ( ↓ ), the ionization energy DECREASES.
  - Why? As you go down a period, you are ADDING SHELLS. Since the outer electrons are farther from the nucleus and charge attraction lessens with distance, this makes electrons easier to remove as the atoms get bigger!
- As you go ACROSS A PERIOD ( → ), the ionization energy INCREASES.

- Why? Let's look at some sample atoms.



... since fluorine's outer electrons are held on by a larger effective charge, they are more difficult to remove than lithium's.