

## CHEMICAL COMPOUNDS

- Dalton's theory does not mention this, but there is more than one way for atoms to come together to make chemical compounds!
- There are TWO common kinds of chemical compound, classified based on how the atoms in the compound are held together:


① MOLECULAR COMPOUNDS

② IONIC COMPOUNDS

## MOLECULAR COMPOUNDS

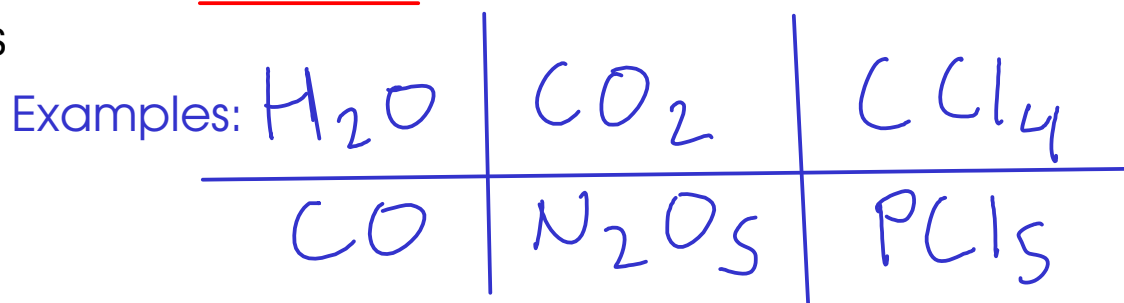
"covalent bonds"

- form when atoms SHARE outer electrons with each other. This results in a set of connected atoms called a MOLECULE



Stick figure of a water ( $H_2O$ ) molecule

- usually form between nonmetals and other nonmetals or between nonmetals and metalloids



CANDLE WAX is made up of molecular compounds

- some solid at room temperature. These solids tend to have low melting points.

$PCl_5$  is a solid,  $mp = 180^\circ C$

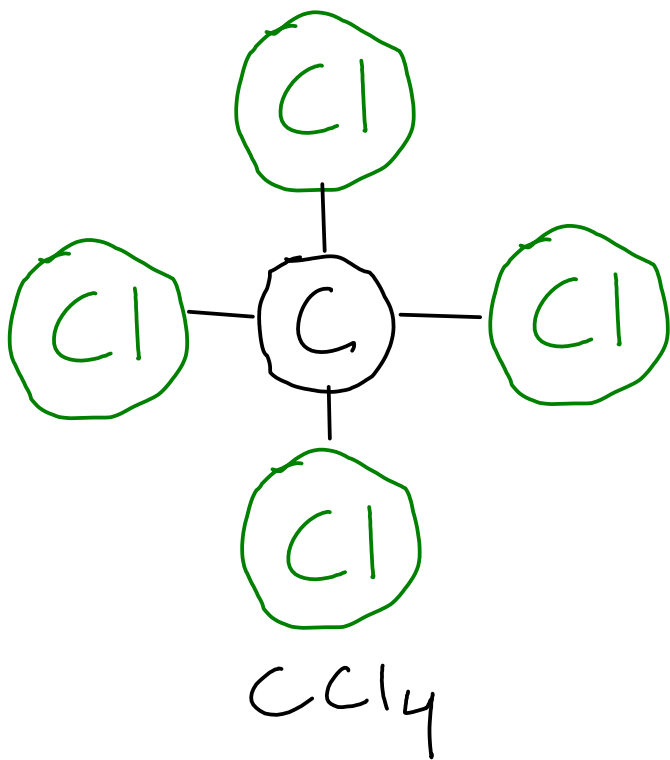
- many are liquids or gases at room temperature

$H_2O, CCl_4$  : liquids       $CO, CO_2, N_2O_5$  : gases

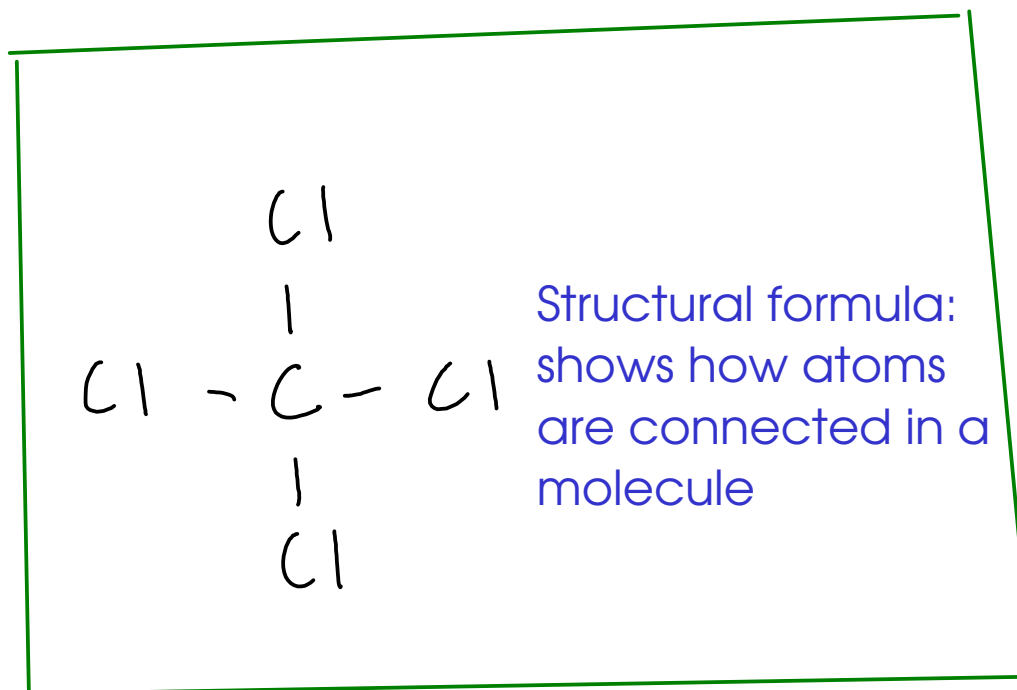
## MOLECULAR FORMULAS

- formula of a molecular compound represents the EXACT NUMBER OF ATOMS OF EACH ELEMENT in a single molecule of the compound

Example: Each molecule of CCl<sub>4</sub> contains exactly one carbon atom and four chlorine atoms



"ball and stick" model



## IONIC COMPOUNDS

- formed when atoms TRANSFER ELECTRONS between each other forming charged atoms, called IONS.

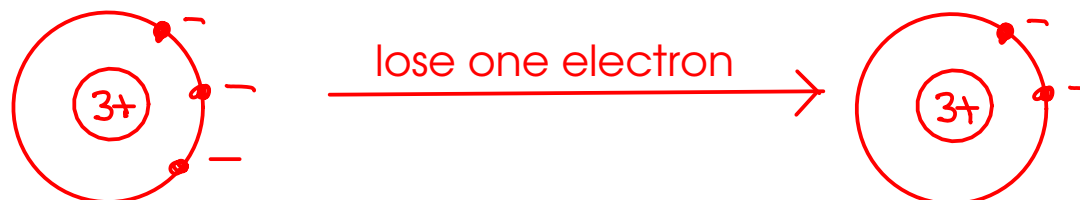
Two kinds of ions:

cation

① CATIONS: formed when an atom LOSES one or more electrons.

- overall, a cation has a **POSITIVE** charge, because it has more protons in the nucleus than electrons in the electron cloud

- usually formed by METALS, but occasionally hydrogen will also form a cation



Overall charge: 0

Overall charge: +1

② ANIONS: formed when an atom GAINS one or more electrons

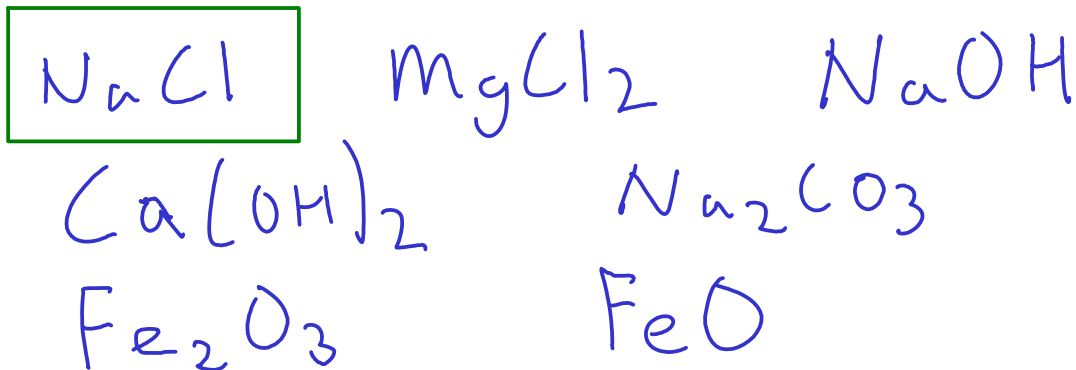
- overall, an anion has a **NEGATIVE** charge, because it has more electrons in the electron cloud than protons in the nucleus

- usually formed by NONMETALS (or metalloids)

## IONIC COMPOUNDS

- USUALLY form from metals combining with nonmetals, or from metals combining with metalloids

Examples:



- almost always solid at room temperature, and usually have relatively high melting points

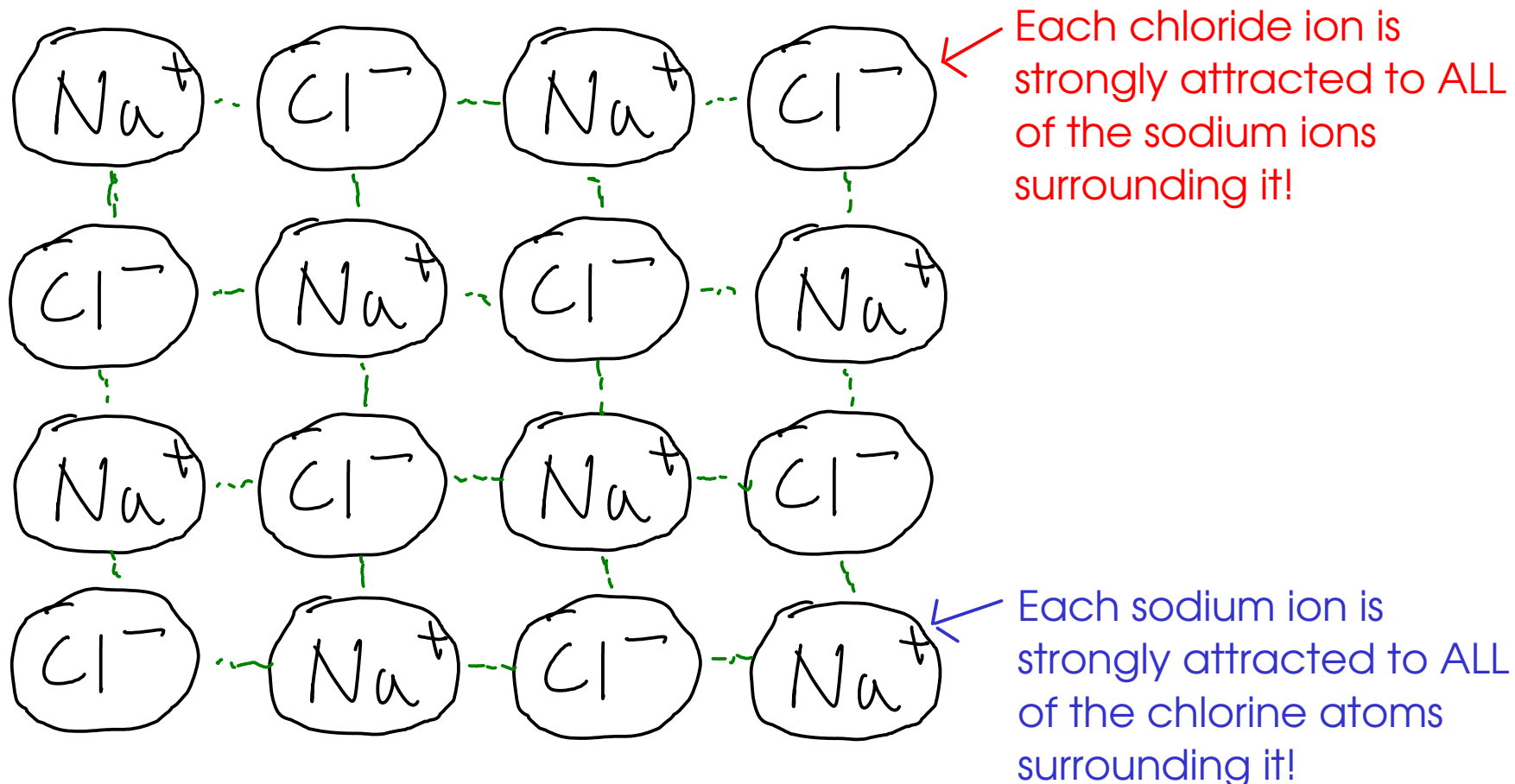
All of the above are solids at room temperature. NaCl has a melting point of 801 °C.

- as solids, do not conduct electricity. If dissolved in water (some do not dissolve significantly in water), will form a solution that conducts electricity.

## IONIC COMPOUNDS

- ionic compounds are held together by ELECTROSTATIC INTERACTIONS


(in other words, the attraction between oppositely charged ions!)



There are no "molecules" in ionic compounds - in the sense that you can't point to a discrete unit of atoms that are connected to only each other

## IONIC FORMULAS

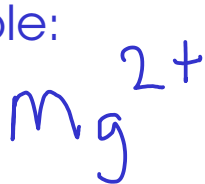
- since there are no "molecules", an ionic formula cannot describe how many and what kinds of atoms are in a molecule!
  - all ionic compounds are observed to be (overall) electrically neutral, so the IONS they contain must be present in such a way that the charges **BALANCE EACH OTHER**
- an ionic formula gives the SMALLEST WHOLE NUMBER RATIO OF CATION TO ANION in the ionic compound



## WRITING AN IONIC FORMULA

- if you know the ions that make up a compound, all you need to do is find the smallest ratio of cation to anion the compound needs to have an overall charge of zero

Example:



If a simple ionic compound is made of these two ions, what is its formula?

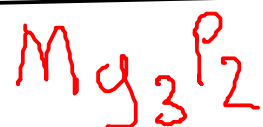


← more - than +, so add more  $\text{Mg}^{2+}$



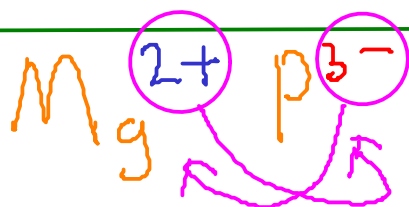
← more + than -, so add  $\text{P}^{3-}$

← more - than +, so add  $\text{Mg}^{2+}$



In the final formula, don't write the charges on the ions!

Ionic formulas are ALWAYS written with the cation first, and the anion second!




"cross method" to determine ratio




SUPERscript is charge!

More examples:



Subscript = number of atoms, NOT charge!



You can also use the "cross method", as described in your textbook, to write formulas. Use caution, as the "cross method" will sometimes give you the wrong formula! It would give you the wrong answer for this one!

## PREDICTING CHARGES

- how do you figure out the charge that an element might take when it becomes an ion?
  - for many main group elements, you can predict the charge using the periodic table!

IA																	VIII A	
H	IIA											III A	IV A	V A	VI A	VII A	VIII A	He
Li	Be											B	C	N	O	F	Ne	
Na	Mg	IIIB	IVB	VB	VIB	VIIB	VIIIB	IB	IIB			Al	Si	P	S	Cl	Ar	
K	Ca	Sc	Ti	V	Cr	Mn	Fe	Co	Ni	Cu	Zn	Ga	Ge	As	Se	Br	Kr	
Rb	Sr	Y	Zr	Nb	Mo	Tc	Ru	Rh	Pd	Ag	Cd	In	Sn	Sb	Te	I	Xe	
Cs	Ba	*	Hf	Ta	W	Re	Os	Ir	Pt	Au	Hg	Tl	Pb	Bi	Po	At	Rn	
Fr	Ra	*	Rf	Db	Sg	Bh	Hs	Mt	*"inner" transition metals go here									

Elements in group VIII A - the "noble gases" - do not form ions!

Many OTHER main-group elements form either anions or cations that have the same overall number of electrons as the NEAREST (in terms of atomic number) noble gas!

## PREDICTING CHARGE

IA												VIII A					
H	IIA											III A	IV A	V A	VIA	VII A	He
Li	Be											B	C	N	O	F	Ne
Na	Mg	IIIB	IVB	VB	VIB	VII B	VIII B	IB	IIB	Al	Si	P	S	Cl	Ar		
K	Ca	Sc	Ti	V	Cr	Mn	Fe	Co	Ni	Cu	Zn	Ga	Ge	As	Se	Br	Kr
Rb	Sr	Y	Zr	Nb	Mo	Tc	Ru	Rh	Pd	Ag	Cd	In	Sn	Sb	Te	I	Xe
Cs	Ba	La*	Hf	Ta	W	Re	Os	Ir	Pt	Au	Hg	Tl	Pb	Bi	Po	At	Rn
Fr	Ra	Ac*	Rf	Db	Sg	Bh	Hs	Mt	*"inner" transition metals go here								

You can reliably determine the charge using our method for Groups IA, IIA, III B, Aluminum, and the Group VA, VIA, and VII A NONMETALS

Aluminum (Al): At atomic number 13, it is three electrons away from neon (Ne), and 5 electrons away from argon (Ar). Prediction: Aluminum will lose three electrons to form the cation  $\text{Al}^{3+}$

Bromine (Br): At atomic number 35, bromine is one electron away from krypton (Kr). Prediction: Bromine will gain one electron to form the anion  $\text{Br}^{-}$

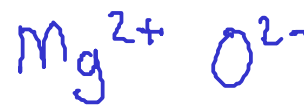
Strontium (Sr): At atomic number 38, strontium is two electrons away from krypton. Prediction: Strontium will lose two electrons to form the cation  $\text{Sr}^{2+}$

EXAMPLES

IA												VIII A						
IA	IIA											III A	IV A	V A	VI A	VII A	VIII A	
H	Li	Be											B	C	N	O	F	He
Na	Mg	IIIB	IVB	VB	VIB	VIIB	VIII B			IB	IIB	Al	Si	P	S	Cl	Ar	
K	Ca	Sc	Ti	V	Cr	Mn	Fe	Co	Ni	Cu	Zn	Ga	Ge	As	Se	Br	Kr	
Rb	Sr	Y	Zr	Nb	Mo	Tc	Ru	Rh	Pd	Ag	Cd	In	Sn	Sb	Te	I	Xe	
Cs	Ba	La*	Hf	Ta	W	Re	Os	Ir	Pt	Au	Hg	Tl	Pb	Bi	Po	At	Rn	
Fr	Ra	Ac*	Rf	Db	Sg	Bh	Hs	Mt	*"inner" transition metals go here									

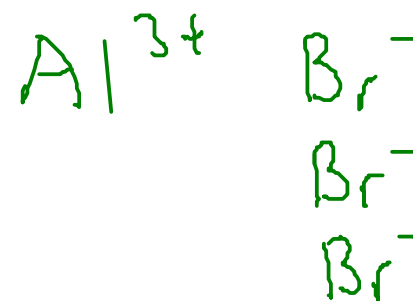
Find the formulas of:

- (1) an ionic compound containing Al and Br
- (2) an ionic compound containing Mg and O
- (3) an ionic compound containing S and K



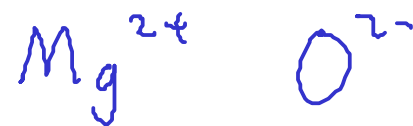
Find the formula of:

\* an ionic compound containing Al and Br



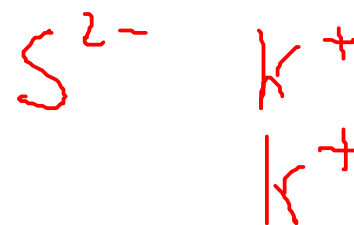
Find the formula of:

\* an ionic compound containing Mg and O



Find the formula of:

\* an ionic compound containing S and K



Remember: By convention, we write the cation first in an ionic formula.



## TRANSITION METAL IONS

IA		TRANSITION METAL IONS										VIII A					
H	IIA											III A	IV A	V A	VIA	VII A	He
Li	Be											B	C	N	O	F	Ne
Na	Mg	IIIB	IVB	VB	VIB	VII B	VIII B		IB	IIB	Al	Si	P	S	Cl	Ar	
K	Ca	Sc	Ti	V	Cr	Mn	Fe	Co	Ni	Cu	Zn	Ga	Ge	As	Se	Br	Kr
Rb	Sr	Y	Zr	Nb	Mo	Tc	Ru	Rh	Pd	Ag	Cd	In	Sn	Sb	Te	I	Xe
Cs	Ba	*La	Hf	Ta	W	Re	Os	Ir	Pt	Au	Hg	Tl	Pb	Bi	Po	At	Rn
Fr	Ra	*Ac	Rf	Db	Sg	Bh	Hs	Mt	*"inner" transition metals go here								

The transition metals always form CATIONS!

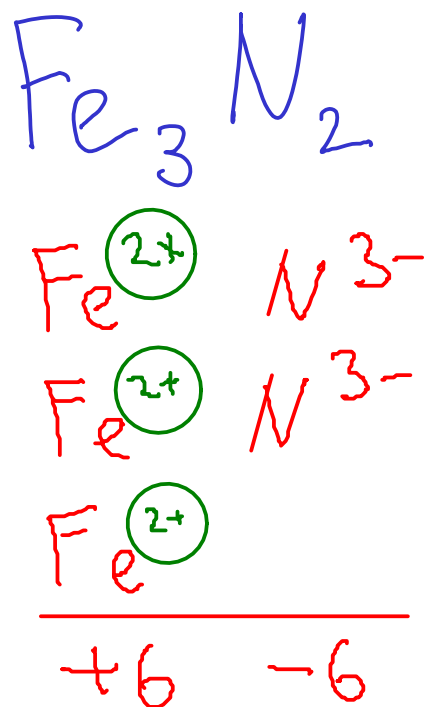
However, many transition metals are capable of forming SEVERAL DIFFERENT CATIONS!

Example: Iron (Fe) forms two cations, depending on the situation:  $\text{Fe}^{2+}$  or  $\text{Fe}^{3+}$

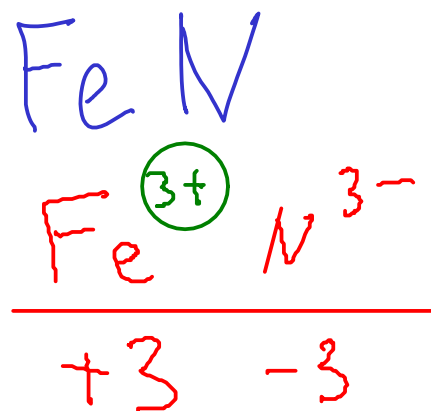
## TRANSITION METAL CATIONS

- So how do you know which cation you're dealing with? For now, you'll have to be told
- Either the chemical formula of an ionic compound or the name of an ionic compound can tell you what charge is on the transition metal cation.

Examples:



This compound contains iron ions with a +2 charge. This form of iron is called "iron(II)" - pronounced "iron two"

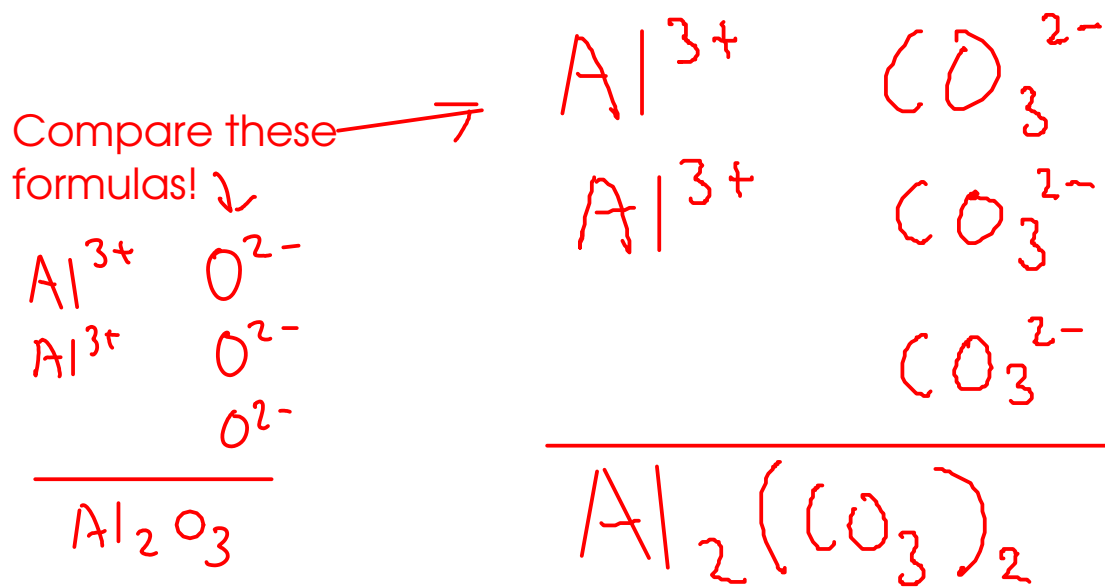


This compound contains iron ions with a +3 charge. This form of iron is called "iron(III)" - pronounced "iron three"

## POLYATOMIC IONS

- Some MOLECULES can gain or lose electrons to form CATIONS or ANIONS. These are called POLYATOMIC IONS
- Polyatomic ions form ionic compounds in the same way that single-element ions do.

Example:  $\text{CO}_3^{2-}$  : carbonate ion



\* Use parenthesis when an ionic compound's formula contains more than one of a polyatomic ion.

A chart of common polyatomic ions is available on the course web site!

(p130 - 7<sup>th</sup> edition)



## NAMES OF IONS

- To properly discuss ions and ionic compounds, we have to know how to name them!

### CATIONS

3 kinds:

① Main group cations (metals that take only one charge when forming ions)

- The element's name is the same as the ion's name!



② Transition metal cations (from metals that can form several cations)

- The CHARGE of the cation must be given. Use a ROMAN NUMERAL after the element name to indicate charge!



③ Polyatomic cations

- Memorize list.



## 86 ANIONS

2 kinds

### 1 Main-group nonmetals

- Use the STEM NAME of the element, then add "-ide" suffix

$\text{N}^{3-}$  : "nitride" ion

$\text{P}^{3-}$  : "phosphide" ion

$\text{S}^{2-}$  : sulfide ion

$\text{O}^{2-}$  : "oxide" ion

$\text{F}^{-}$  : "fluoride" ion

---

### 2. Polyatomic ions

- List (see web site) (also p130 in textbook 7th ed)

$\text{C}_2\text{H}_3\text{O}_2^{-}$  : "acetate ion"

$\text{SO}_4^{2-}$  : "sulfate ion"

$\text{NO}_3^{-}$  : "nitrate ion"

$\text{SO}_3^{2-}$  "sulfite ion"

$\text{NO}_2^{-}$  : "nitrite ion"

\* Polyatomic ions ending in "-ate" and "-ite" suffixes always contain oxygen! "-ate" ions have more oxygen atoms than their "-ite" counterparts.