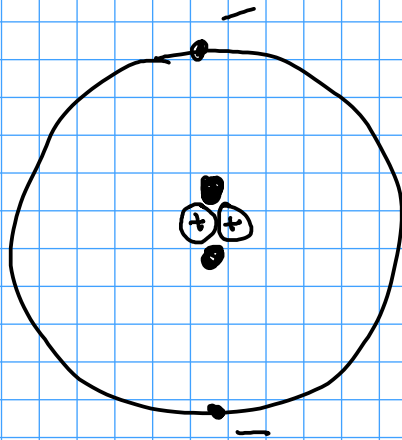


STRUCTURE OF THE ELECTRON CLOUD



The nuclear model describes atoms as consisting of a NUCLEUS containing protons and neutrons and an ELECTRON CLOUD containing electrons.

The ELECTRON CLOUD is described as being a diffuse (lots of empty space) region of the atom. Nothing else about it is part of the nuclear model.

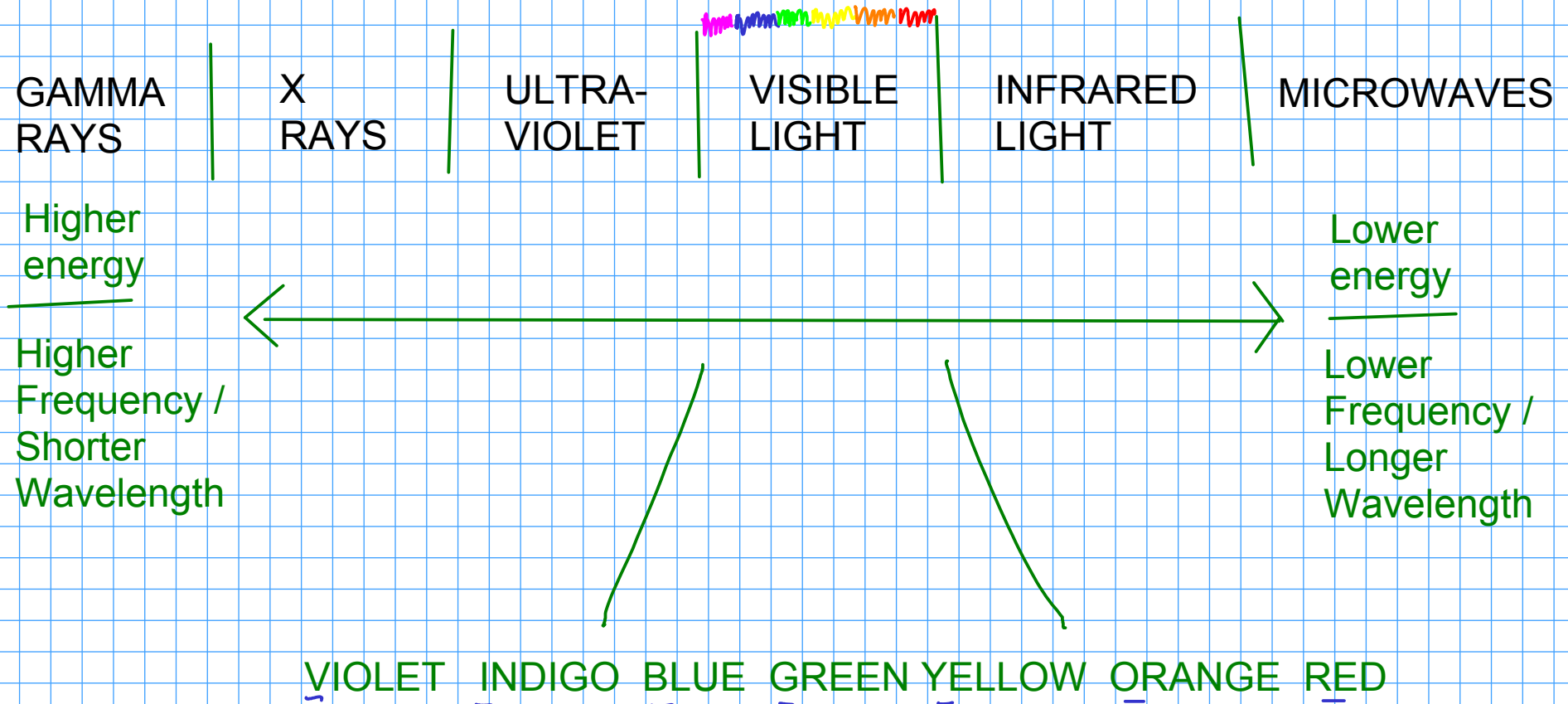
... but the nuclear model is not useful to explain several things:

- Does not explain why atoms react differently from one another
- Does not explain how atoms emit and absorb light (atomic line spectra)

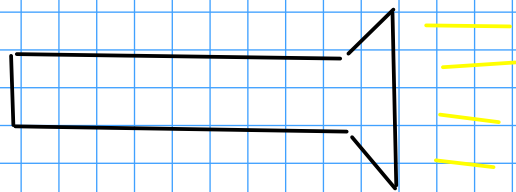
ELECTROMAGNETIC SPECTRUM

(see p256)

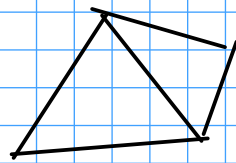
- Different kinds of "light" have different energy contents



- Different colors of visible light correspond to different amounts of energy



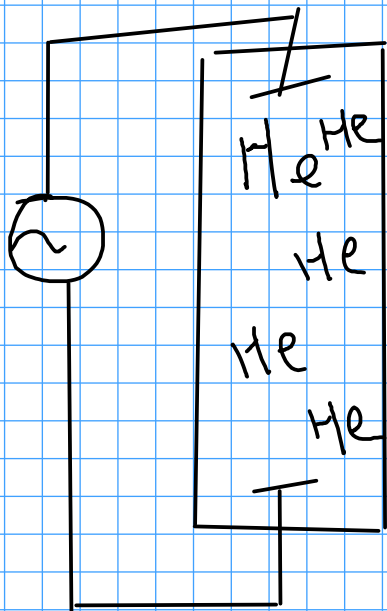
Source of white light



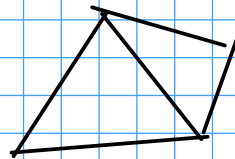
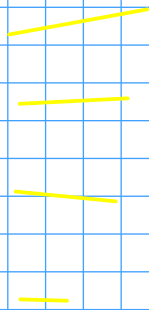
Prism



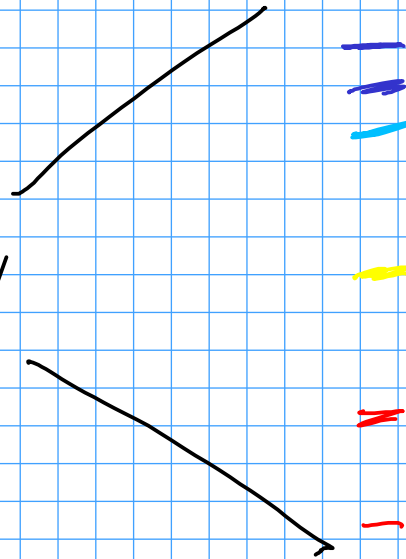
Rainbow (all colors represented)



Gaseous Helium excited by electricity



Prism

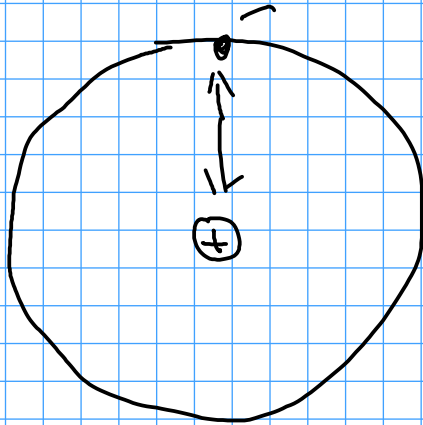


LINE SPECTRUM - only a few specific colors appear!

- Atomic line spectra are **UNIQUE** to each element. They're like atomic "fingerprints".

p257 - samples

- Problem was that the current model of the atom completely failed to explain why atoms emitted these lines.



An orbit that is **FARTHER** from the nucleus means that the electron has **MORE** energy

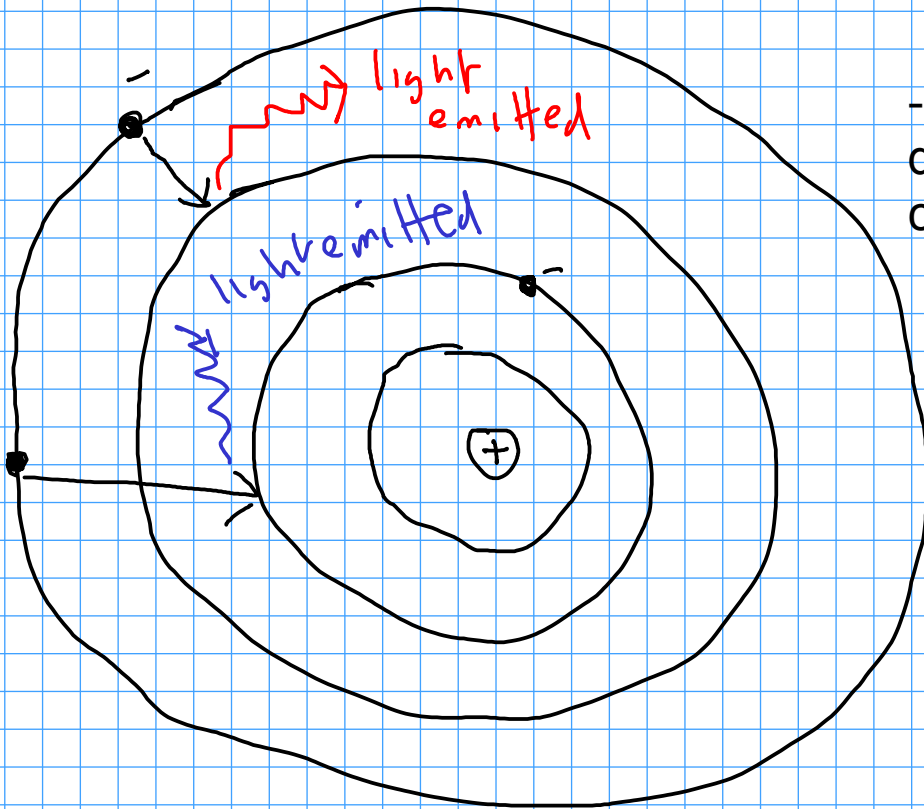
An orbit that is **CLOSER** to the nucleus means that the electron has **LESS** energy

- Electrons may gain or lose energy by either **ABSORBING** (to gain) or **EMITTING** (to lose) a **PHOTON** of light. (Photon = particle or "packet" of energy.)

- If the electrons can gain or lose **ANY** amount of energy, then each atom would emit a **RAINBOW** rather than an **LINE SPECTRUM**.

BOHR MODEL

- Theorized that electrons couldn't be just ANYWHERE around the nucleus. There must be restrictions on the motion of electrons that traditional physics did not explain.



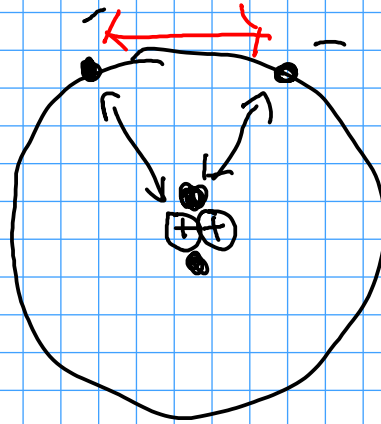
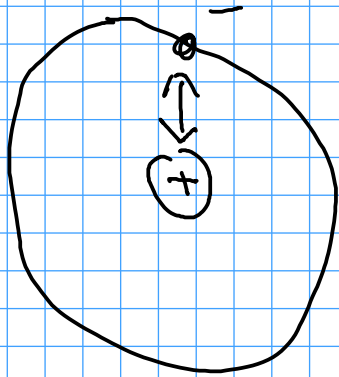
- theorized that electrons could only be certain distances from the nucleus. In other words, they could only have certain values for ENERGY.

- Electrons could move only from one "energy level" to another DIRECTLY by giving up or absorbing a photon (light) that was equal in energy to the distance between the energy levels.

- The restrictions on where electrons could be in Bohr's model predicted that atoms would give LINE SPECTRA.

- Bohr's model accurately described the line spectrum of hydrogen (first time this had been done!)

- For other atoms, Bohr's model predicted a line spectrum, but the lines weren't the right colors!



Bohr's model didn't account for electron-electron interactions (which didn't exist in HYDROGEN)

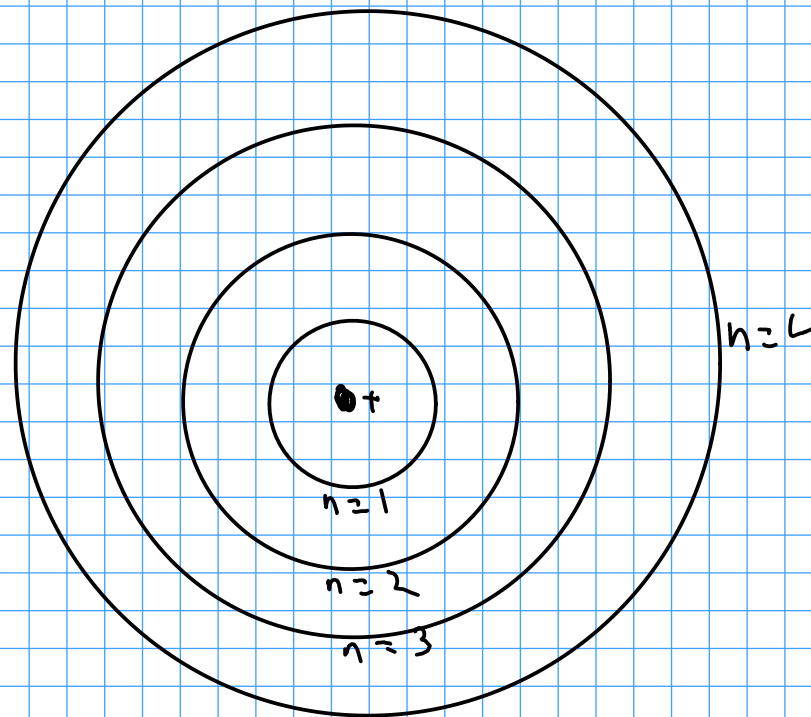
- To account for this added complexity, a more sophisticated model had to be devised: QUANTUM THEORY. Quantum theory is the modern picture of the atom and its electron cloud.

SHELLS, SUBSHELLS, AND ORBITALS

- Bohr's model predicted that energy levels (called SHELLS) were enough to describe completely how electrons were arranged around an atom. But there's more to it!

SHELL: Equivalent to Bohr's energy levels. Electrons in the same SHELL are all the same distance from the nucleus. They all have SIMILAR (but not necessarily the SAME) energy.

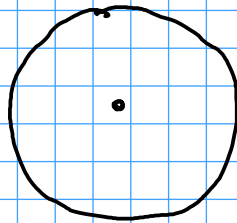
- Shells are numbered (1-... - Elements on the periodic table have shells numbered from 1 to 7)
- Higher numbers correspond to greater distance from the nucleus and greater energy, and larger size!
- Higher shells can hold more electrons than lower shells!



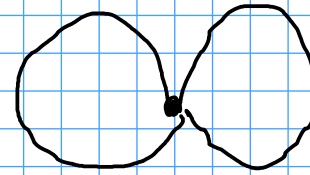
SUBSHELLS: Within a SHELL, electrons may move in different ways around the nucleus! These different "paths" are called SUBSHELLS

p262

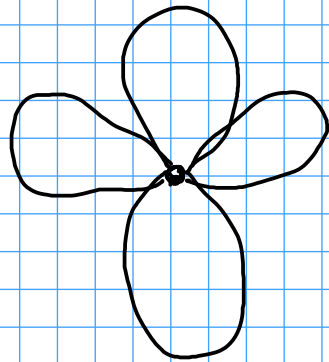
- SHAPES of regions of space that electrons are able to exist in.



"s" subshell
(a spherical region)



"p" subshell
(a dumbbell shaped region)



"d" subshell

- Some atoms also have "f" subshells (not pictured)

ORBITALS - are specific regions of space where electrons may exist

- The SHAPE of an orbital is defined by the SUBSHELL it is in
- The ENERGY of an orbital is defined by both the SHELL the orbital is in AND the kind of SUBSHELL it is in
- Each orbital may, at most, contain TWO ELECTRONS

ARRANGEMENT OF SHELLS, SUBSHELLS, AND ORBITALS

- Shells are numbered. Each shell can contain the same number of SUBSHELLS as its number:

1st shell: ONE possible subshell (s)

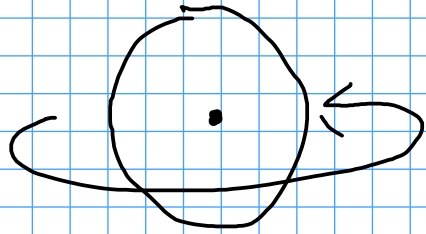
2nd shell: TWO possible subshells (s, p)

3rd shell: THREE possible subshells (s, p, d)

4th shell: FOUR possible subshells (s, p, d, f)


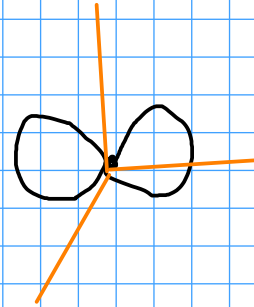
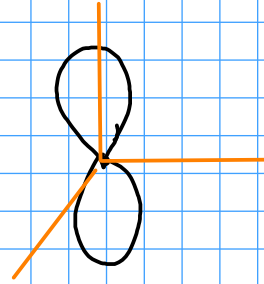
... and so on

- Each subshell can contain one or more ORBITALS, depending on how many different ways there are to arrange an orbital of that shape around the nucleus.



"s" subshell
One possible orientation

Maximum 2 electrons in 1 orbital



"p" subshell: Three possible orientations

Maximum 6 electrons in 3 orbitals

- There are five possible orbitals in a "d" subshell, and 7 possible orbitals in an "f" subshell!

Maximum 10 electrons
in 5 orbitals

Maximum 14 electrons
in 7 orbitals