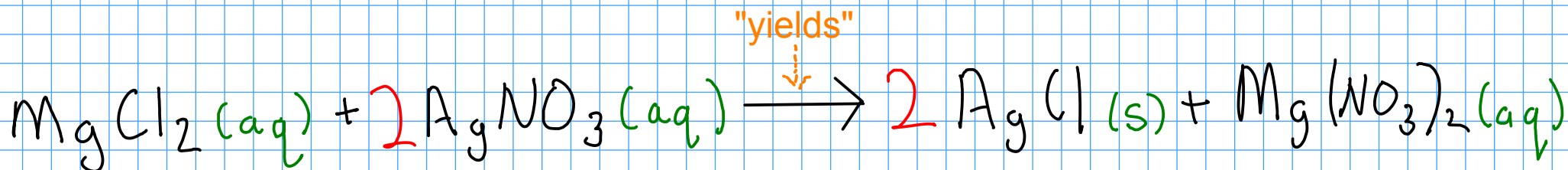


CHEMICAL EQUATIONS

- are the "recipes" in chemistry
- show the substances going into a reaction, substances coming out of the reaction, and give other information about the process



REACTANTS - materials that are needed for a reaction

PRODUCTS - materials that are formed in a reaction

COEFFICIENTS - give the ratio of molecules/atoms of one substance to the others

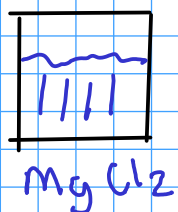
PHASE LABELS - give the physical state of a substance:

(s) - solid

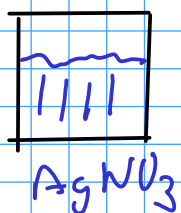
(l) - liquid

(g) - gas

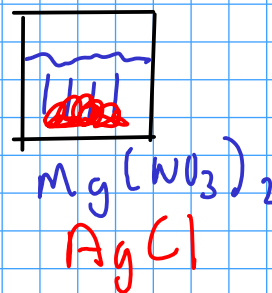
(aq) - aqueous. In other words, dissolved in water



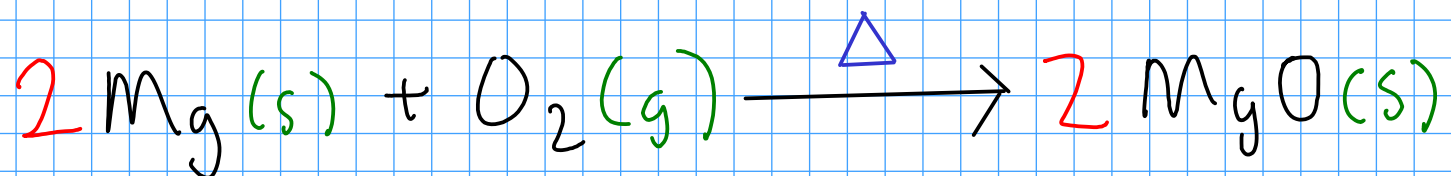
+



→



CHEMICAL EQUATIONS



REACTION CONDITIONS - give conditions necessary for chemical reaction to occur. May be:

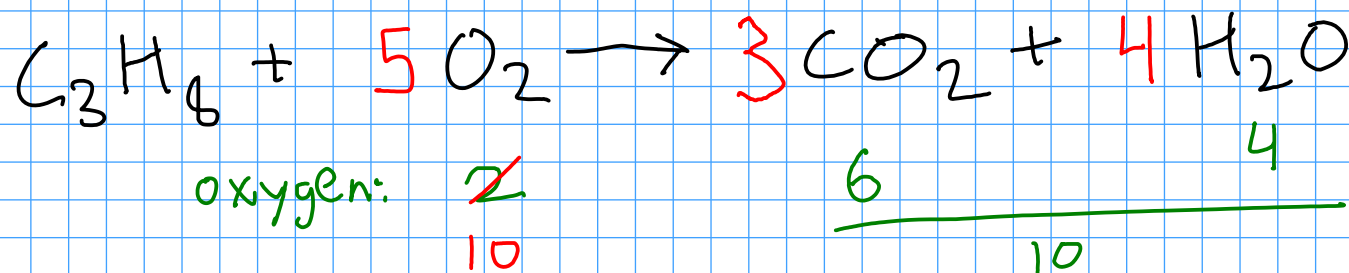
- Δ apply heat
- catalysts - substances that will help reaction proceed faster
- other conditions, such as required temperatures

- Reaction conditions are usually written above the arrow, but may also be written below if the reaction requires several steps or several different conditions

COEFFICIENTS

- Experimentally, we can usually determine the reactants and products of a reaction
- We can determine the proper ratios of reactants and products WITHOUT further experiments, using a process called BALANCING
- BALANCING a chemical equation is making sure the same number of atoms of each element go into a reaction as come out of it.
- There are several ways to do this, but we will use a modified trial-and-error procedure.

BALANCING



① Pick an element. Avoid (if possible) elements that appear in more than one substance on each side of the equation.

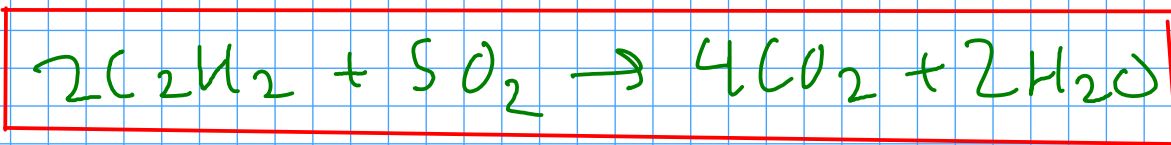
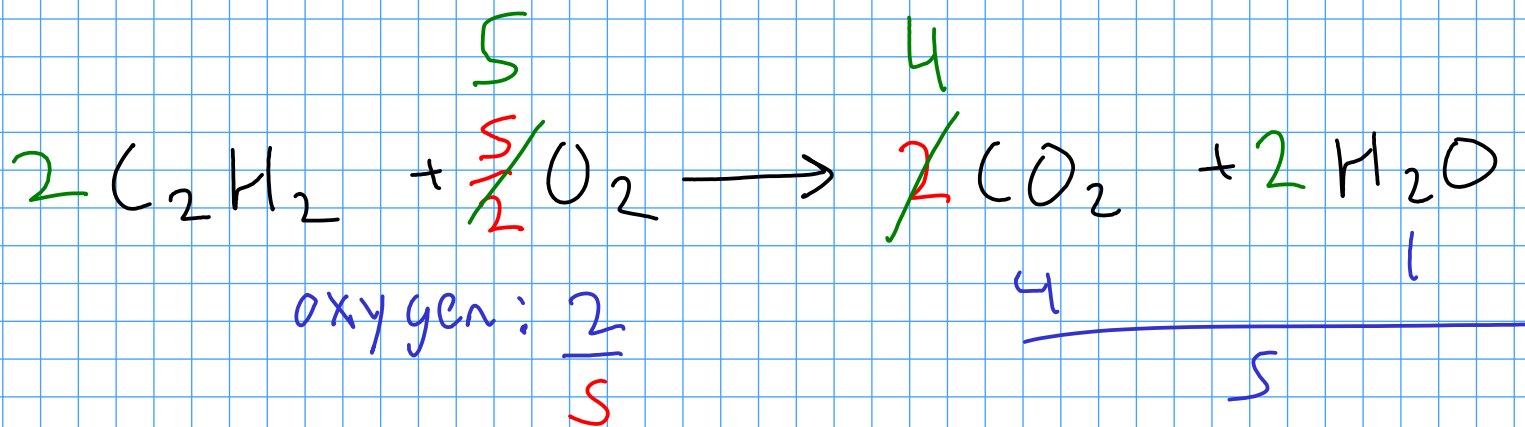
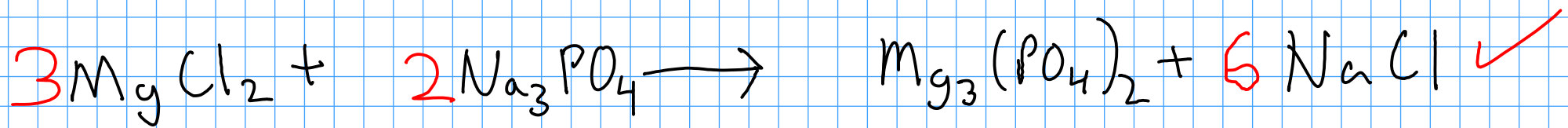
② Change the coefficients on substances containing this element so that the same number of atoms of the element are present on each side. **CHANGE AS LITTLE AS POSSIBLE!**

③ Repeat 1-2 until all elements are done.

④ Go back and quickly VERIFY that you have the same number of atoms of each element on each side. If you used any fractional coefficients, multiply each coefficient by the **DENOMINATOR** of your fraction.

Use SMALLEST WHOLE NUMBER RATIOS!

BALANCING



Use smallest
WHOLE NUMBER
coefficients

